

Forms 990 / 990-EZ Return Summary

For calendar year 2022, or tax year beginning , and ending

MCCANDLESS FRANKLIN PARK AMBULANCE 25-1314326
AUTHORITY

Net Asset / Fund Balance at Beginning of Year 2,471,511

Revenue

Contributions 313,690
Program service revenue 2,861,372
Investment income 20,723
Capital gain / loss 864

Fundraising / Gaming:

Gross revenue _____

Direct expenses _____

Net income _____

Other income 0

Total revenue

3,196,649

Expenses

Program services 2,689,322
Management and general 504,034

Fundraising _____

Total expenses

3,193,356

Excess / (deficit)

3,293

Changes

-110,934

Net Asset / Fund Balance at End of Year

2,363,870

Reconciliation of Revenue

Total revenue per financial statements 3,196,649

Less:

Unrealized gains _____

Donated services _____

Recoveries _____

Other _____

Plus:

Investment expenses _____

Other _____

Total revenue per return 3,196,649

Reconciliation of Expenses

Total expenses per financial statements 3,193,356

Less:

Donated services _____

Prior year adjustments _____

Losses _____

Other _____

Plus:

Investment expenses _____

Other _____

Total expenses per return 3,193,356

Balance Sheet

	Beginning	Ending	Differences
Assets	<u>3,375,118</u>	<u>3,278,431</u>	
Liabilities	<u>903,607</u>	<u>914,561</u>	
Net assets	<u>2,471,511</u>	<u>2,363,870</u>	<u>-107,641</u>

Miscellaneous Information

Amended return

Return / extended due date 11/15/23

Failure to file penalty _____

August 25, 2023

CONFIDENTIAL

McCandless Franklin Park Ambulance
Authority
PO Box 1
Ingomar, PA 15127

Dear Marcia:

We have prepared the following returns from information provided by you without verification or audit.

Return of Organization Exempt From Income Tax (Form 990)

We suggest that you examine these returns carefully to fully acquaint yourself with all items contained therein to ensure that there are no omissions or misstatements.

Federal Filing Instructions

Your Form 990 for the year ended 12/31/22 shows no balance due.

Your return is being filed electronically with the IRS and is not required to be mailed. If you mail a paper copy of your return to the IRS it will delay the processing of your return. Your electronically filed return is not complete without your signature. You are using a Personal Identification Number (PIN) for signing your return electronically. Form 8879-TE, IRS *e-file* Signature Authorization for an Exempt Organization should be signed and dated by an authorized officer of the organization and returned as soon as possible to:

Creese, Smith, Hune & Co., LLC
8150 Perry Hwy Ste 105
Pittsburgh, PA 15237

***Important:* Your return will not be filed with the IRS until the signed Form 8879-TE has been received by this office.**

Also enclosed is any material you furnished for use in preparing the returns. If the returns are examined, requests may be made for supporting documentation. Therefore, we recommend that you retain all pertinent records for at least seven years.

In order that we may properly advise you of tax considerations, please keep us informed of any significant changes in your financial affairs or of any correspondence received from taxing authorities.

If you have any questions, or if we can be of assistance in any way, please call.

Sincerely,

Creese, Smith, Hune & Co., LLC

Form **8879-TE****IRS e-file Signature Authorization
for a Tax Exempt Entity**

OMB No. 1545-0047

Department of the Treasury
Internal Revenue Service
Name of filer

For calendar year 2022, or fiscal year beginning, 2022, and ending, 20

Do not send to the IRS. Keep for your records.
Go to www.irs.gov/Form8879TE for the latest information.**2022****MCCANDLESS FRANKLIN PARK AMBULANCE
AUTHORITY**

EIN or SSN

25-1314326Name and title of officer or person subject to tax **MARCIA CALIENDO
BOARD CHAIR****Part I Type of Return and Return Information**

Check the box for the return for which you are using this Form 8879-TE and enter the applicable amount, if any, from the return. Form 8038-CP and Form 5330 filers may enter dollars and cents. For all other forms, enter whole dollars only. If you check the box on line 1a, 2a, 3a, 4a, 5a, 6a, 7a, 8a, 9a, or 10a below, and the amount on that line for the return being filed with this form was blank, then leave line 1b, 2b, 3b, 4b, 5b, 6b, 7b, 8b, 9b, or 10b, whichever is applicable, blank (do not enter -0-). But, if you entered -0- on the return, then enter -0- on the applicable line below. **Do not** complete more than one line in Part I.

1a Form 990 check here <input checked="" type="checkbox"/>	b Total revenue, if any (Form 990, Part VIII, column (A), line 12)	1b 3,196,649
2a Form 990-EZ check here <input type="checkbox"/>	b Total revenue, if any (Form 990-EZ, line 9)	2b
3a Form 1120-POL check here <input type="checkbox"/>	b Total tax (Form 1120-POL, line 22)	3b
4a Form 990-PF check here <input type="checkbox"/>	b Tax based on investment income (Form 990-PF, Part V, line 5)	4b
5a Form 8868 check here <input type="checkbox"/>	b Balance due (Form 8868, line 3c)	5b
6a Form 990-T check here <input type="checkbox"/>	b Total tax (Form 990-T, Part III, line 4)	6b
7a Form 4720 check here <input type="checkbox"/>	b Total tax (Form 4720, Part III, line 1)	7b
8a Form 5227 check here <input type="checkbox"/>	b FMV of assets at end of tax year (Form 5227, Item D)	8b
9a Form 5330 check here <input type="checkbox"/>	b Tax due (Form 5330, Part II, line 19)	9b
10a Form 8038-CP check here <input type="checkbox"/>	b Amount of credit payment requested (Form 8038-CP, Part III, line 22) ..	10b

Part II Declaration and Signature Authorization of Officer or Person Subject to Tax

Under penalties of perjury, I declare that ☒ I am an officer of the above entity or ☐ I am a person subject to tax with respect to (name of entity), (EIN) and that I have examined a copy of the 2022 electronic return and accompanying schedules and statements, and, to the best of my knowledge and belief, they are true, correct, and complete. I further declare that the amount in Part I above is the amount shown on the copy of the electronic return. I consent to allow my intermediate service provider, transmitter, or electronic return originator (ERO) to send the return to the IRS and to receive from the IRS (a) an acknowledgement of receipt or reason for rejection of the transmission, (b) the reason for any delay in processing the return or refund, and (c) the date of any refund. If applicable, I authorize the U.S. Treasury and its designated Financial Agent to initiate an electronic funds withdrawal (direct debit) entry to the financial institution account indicated in the tax preparation software for payment of the federal taxes owed on this return, and the financial institution to debit the entry to this account. To revoke a payment, I must contact the U.S. Treasury Financial Agent at 1-888-353-4537 no later than 2 business days prior to the payment (settlement) date. I also authorize the financial institutions involved in the processing of the electronic payment of taxes to receive confidential information necessary to answer inquiries and resolve issues related to the payment. I have selected a personal identification number (PIN) as my signature for the electronic return and, if applicable, the consent to electronic funds withdrawal.

PIN: check one box only

☒ I authorize **CREESE, SMITH, HUNE & CO., LLC** to enter my PIN **19204** as my signature
ERO firm name Enter five numbers, but do not enter all zeros

on the tax year 2022 electronically filed return. If I have indicated within this return that a copy of the return is being filed with a state agency(ies) regulating charities as part of the IRS Fed/State program, I also authorize the aforementioned ERO to enter my PIN on the return's disclosure consent screen.

☐ As an officer or person subject to tax with respect to the entity, I will enter my PIN as my signature on the tax year 2022 electronically filed return. If I have indicated within this return that a copy of the return is being filed with a state agency(ies) regulating charities as part of the IRS Fed/State program, I will enter my PIN on the return's disclosure consent screen.

Signature of officer or person subject to tax

Date

08/25/23**Part III Certification and Authentication**

ERO's EFIN/PIN. Enter your six-digit electronic filing identification number (EFIN) followed by your five-digit self-selected PIN.

25694310246

Do not enter all zeros

I certify that the above numeric entry is my PIN, which is my signature on the 2022 electronically filed return indicated above. I confirm that I am submitting this return in accordance with the requirements of **Pub. 4163**, Modernized e-File (MeF) Information for Authorized IRS e-file Providers for Business Returns.

ERO's signature **JAMES R. HUNE, CPA**Date **08/25/23**

ERO Must Retain This Form — See Instructions
Do Not Submit This Form to the IRS Unless Requested To Do So

For Privacy Act and Paperwork Reduction Act Notice, see back of form.

Form **8879-TE** (2022)

DAA

A For the 2022 calendar year, or tax year beginning , and ending

B Check if applicable:
☐ Address change
☐ Name change
☐ Initial return
☐ Final return/terminated
☐ Amended return
☐ Application pending

C Name of organization
MCCANDLESS FRANKLIN PARK AMBULANCE AUTHORITY
Doing business as
Number and street (or P.O. box if mail is not delivered to street address) **PO BOX 1** Room/suite
City or town, state or province, country, and ZIP or foreign postal code
INGOMAR PA 15127

D Employer identification number
25-1314326
E Telephone number
412-367-5883
G Gross receipts \$ **3,246,285**

F Name and address of principal officer:
MARCIA CALIENDO
PO BOX 1
INGOMAR PA 15127
H(a) Is this a group return for subordinates? ☐ Yes ☒ No
H(b) Are all subordinates included? ☐ Yes ☐ No
If "No," attach a list. See instructions
H(c) Group exemption number

I Tax-exempt status: ☒ 501(c)(3) () 501(c) () (insert no.) 4947(a)(1) or 527
J Website: **WWW.MFPAA.ORG**

K Form of organization: ☒ Corporation ☐ Trust ☐ Association ☐ Other **L** Year of formation: **1977** **M** State of legal domicile: **PA**

Part I Summary

Activities & Governance

1 Briefly describe the organization's mission or most significant activities:
PROVIDE EMERGENCY MEDICAL CARE
2 Check this box ☐ if the organization discontinued its operations or disposed of more than 25% of its net assets.
3 Number of voting members of the governing body (Part VI, line 1a) **7**
4 Number of independent voting members of the governing body (Part VI, line 1b) **7**
5 Total number of individuals employed in calendar year 2022 (Part V, line 2a) **48**
6 Total number of volunteers (estimate if necessary) **5**
7a Total unrelated business revenue from Part VIII, column (C), line 12 **0**
7b Net unrelated business taxable income from Form 990-T, Part I, line 11 **0**

Revenue

	Prior Year	Current Year
8 Contributions and grants (Part VIII, line 1h)	747,537	313,690
9 Program service revenue (Part VIII, line 2g)	2,364,205	2,861,372
10 Investment income (Part VIII, column (A), lines 3, 4, and 7d)	29,964	21,587
11 Other revenue (Part VIII, column (A), lines 5, 6d, 8c, 9c, 10c, and 11e)		0
12 Total revenue – add lines 8 through 11 (must equal Part VIII, column (A), line 12)	3,141,706	3,196,649

Expenses

13 Grants and similar amounts paid (Part IX, column (A), lines 1–3)		0
14 Benefits paid to or for members (Part IX, column (A), line 4)		0
15 Salaries, other compensation, employee benefits (Part IX, column (A), lines 5–10)	2,068,941	2,070,517
16a Professional fundraising fees (Part IX, column (A), line 11e)		0
b Total fundraising expenses (Part IX, column (D), line 25)	0	
17 Other expenses (Part IX, column (A), lines 11a–11d, 11f–24e)	799,048	1,122,839
18 Total expenses. Add lines 13–17 (must equal Part IX, column (A), line 25)	2,867,989	3,193,356
19 Revenue less expenses. Subtract line 18 from line 12	273,717	3,293

Net Assets or Fund Balances

	Beginning of Current Year	End of Year
20 Total assets (Part X, line 16)	3,375,118	3,278,431
21 Total liabilities (Part X, line 26)	903,607	914,561
22 Net assets or fund balances. Subtract line 21 from line 20	2,471,511	2,363,870

Part II Signature Block

Under penalties of perjury, I declare that I have examined this return, including accompanying schedules and statements, and to the best of my knowledge and belief, it is true, correct, and complete. Declaration of preparer (other than officer) is based on all information of which preparer has any knowledge.

Sign Here

Signature of officer
MARCIA CALIENDO
Type or print name and title
BOARD CHAIR

Date

Paid Preparer Use Only

Print/Type preparer's name
JAMES R. HUNE, CPA

Preparer's signature
JAMES R. HUNE, CPA

Date
08/25/23

Check ☐ if self-employed ☒ PTIN
P00011898

Firm's name
CREESE, SMITH, HUNE & CO., LLC

Firm's EIN
25-1801538

Firm's address
**8150 PERRY HWY STE 105
PITTSBURGH, PA 15237**

Phone no.
412-635-9088

May the IRS discuss this return with the preparer shown above? See instructions ☒ Yes ☐ No

For Paperwork Reduction Act Notice, see the separate instructions. Form **990** (2022)

Part III Statement of Program Service Accomplishments

Check if Schedule O contains a response or note to any line in this Part III

**1** Briefly describe the organization's mission:**PROVIDE EMERGENCY MEDICAL CARE****2** Did the organization undertake any significant program services during the year which were not listed on the prior Form 990 or 990-EZ? ☐ Yes ☒ No

If "Yes," describe these new services on Schedule O.

3 Did the organization cease conducting, or make significant changes in how it conducts, any program services? ☐ Yes ☒ No

If "Yes," describe these changes on Schedule O.

4 Describe the organization's program service accomplishments for each of its three largest program services, as measured by expenses. Section 501(c)(3) and 501(c)(4) organizations are required to report the amount of grants and allocations to others, the total expenses, and revenue, if any, for each program service reported.**4a** (Code:) (Expenses \$ **2,492,773** including grants of \$) (Revenue \$)**PROVIDING EMERGENCY MEDICAL SERVICES TO PERSONS WITHIN A FIVE COMMUNITY AREA ON A SUBSCRIPTION OR A FEE FOR SERVICE BASIS.****4b** (Code:) (Expenses \$ including grants of \$) (Revenue \$)**N/A****4c** (Code:) (Expenses \$ including grants of \$) (Revenue \$)**N/A****4d** Other program services (Describe on Schedule O.)(Expenses \$ **196,549** including grants of \$) (Revenue \$)**4e** Total program service expenses **2,689,322**

Part IV Checklist of Required Schedules

	Yes	No
1 Is the organization described in section 501(c)(3) or 4947(a)(1) (other than a private foundation)? If "Yes," complete Schedule A	X	
2 Is the organization required to complete Schedule B, Schedule of Contributors? See instructions		X
3 Did the organization engage in direct or indirect political campaign activities on behalf of or in opposition to candidates for public office? If "Yes," complete Schedule C, Part I		X
4 Section 501(c)(3) organizations. Did the organization engage in lobbying activities, or have a section 501(h) election in effect during the tax year? If "Yes," complete Schedule C, Part II		X
5 Is the organization a section 501(c)(4), 501(c)(5), or 501(c)(6) organization that receives membership dues, assessments, or similar amounts as defined in Rev. Proc. 98-19? If "Yes," complete Schedule C, Part III		X
6 Did the organization maintain any donor advised funds or any similar funds or accounts for which donors have the right to provide advice on the distribution or investment of amounts in such funds or accounts? If "Yes," complete Schedule D, Part I		X
7 Did the organization receive or hold a conservation easement, including easements to preserve open space, the environment, historic land areas, or historic structures? If "Yes," complete Schedule D, Part II		X
8 Did the organization maintain collections of works of art, historical treasures, or other similar assets? If "Yes," complete Schedule D, Part III		X
9 Did the organization report an amount in Part X, line 21, for escrow or custodial account liability, serve as a custodian for amounts not listed in Part X; or provide credit counseling, debt management, credit repair, or debt negotiation services? If "Yes," complete Schedule D, Part IV		X
10 Did the organization, directly or through a related organization, hold assets in donor-restricted endowments or in quasi endowments? If "Yes," complete Schedule D, Part V		X
11 If the organization's answer to any of the following questions is "Yes," then complete Schedule D, Parts VI, VII, VIII, IX, or X, as applicable.		
a Did the organization report an amount for land, buildings, and equipment in Part X, line 10? If "Yes," complete Schedule D, Part VI	X	
b Did the organization report an amount for investments—other securities in Part X, line 12, that is 5% or more of its total assets reported in Part X, line 16? If "Yes," complete Schedule D, Part VII		X
c Did the organization report an amount for investments—program related in Part X, line 13, that is 5% or more of its total assets reported in Part X, line 16? If "Yes," complete Schedule D, Part VIII		X
d Did the organization report an amount for other assets in Part X, line 15, that is 5% or more of its total assets reported in Part X, line 16? If "Yes," complete Schedule D, Part IX		X
e Did the organization report an amount for other liabilities in Part X, line 25? If "Yes," complete Schedule D, Part X		X
f Did the organization's separate or consolidated financial statements for the tax year include a footnote that addresses the organization's liability for uncertain tax positions under FIN 48 (ASC 740)? If "Yes," complete Schedule D, Part X		X
12a Did the organization obtain separate, independent audited financial statements for the tax year? If "Yes," complete Schedule D, Parts XI and XII	X	
b Was the organization included in consolidated, independent audited financial statements for the tax year? If "Yes," and if the organization answered "No" to line 12a, then completing Schedule D, Parts XI and XII is optional		X
13 Is the organization a school described in section 170(b)(1)(A)(ii)? If "Yes," complete Schedule E		X
14a Did the organization maintain an office, employees, or agents outside of the United States?		X
b Did the organization have aggregate revenues or expenses of more than \$10,000 from grantmaking, fundraising, business, investment, and program service activities outside the United States, or aggregate foreign investments valued at \$100,000 or more? If "Yes," complete Schedule F, Parts I and IV		X
15 Did the organization report on Part IX, column (A), line 3, more than \$5,000 of grants or other assistance to or for any foreign organization? If "Yes," complete Schedule F, Parts II and IV		X
16 Did the organization report on Part IX, column (A), line 3, more than \$5,000 of aggregate grants or other assistance to or for foreign individuals? If "Yes," complete Schedule F, Parts III and IV		X
17 Did the organization report a total of more than \$15,000 of expenses for professional fundraising services on Part IX, column (A), lines 6 and 11e? If "Yes," complete Schedule G, Part I. See instructions		X
18 Did the organization report more than \$15,000 total of fundraising event gross income and contributions on Part VIII, lines 1c and 8a? If "Yes," complete Schedule G, Part II		X
19 Did the organization report more than \$15,000 of gross income from gaming activities on Part VIII, line 9a? If "Yes," complete Schedule G, Part III		X
20a Did the organization operate one or more hospital facilities? If "Yes," complete Schedule H		X
b If "Yes" to line 20a, did the organization attach a copy of its audited financial statements to this return?		
21 Did the organization report more than \$5,000 of grants or other assistance to any domestic organization or domestic government on Part IX, column (A), line 1? If "Yes," complete Schedule I, Parts I and II		X

Part IV Checklist of Required Schedules (continued)

	Yes	No
22 Did the organization report more than \$5,000 of grants or other assistance to or for domestic individuals on Part IX, column (A), line 2? <i>If "Yes," complete Schedule I, Parts I and III</i>	22	X
23 Did the organization answer "Yes" to Part VII, Section A, line 3, 4, or 5 about compensation of the organization's current and former officers, directors, trustees, key employees, and highest compensated employees? <i>If "Yes," complete Schedule J</i>	23	X
24a Did the organization have a tax-exempt bond issue with an outstanding principal amount of more than \$100,000 as of the last day of the year, that was issued after December 31, 2002? <i>If "Yes," answer lines 24b through 24d and complete Schedule K. If "No," go to line 25a</i>	24a	X
b Did the organization invest any proceeds of tax-exempt bonds beyond a temporary period exception?	24b	
c Did the organization maintain an escrow account other than a refunding escrow at any time during the year to defease any tax-exempt bonds?	24c	
d Did the organization act as an "on behalf of" issuer for bonds outstanding at any time during the year?	24d	
25a Section 501(c)(3), 501(c)(4), and 501(c)(29) organizations. Did the organization engage in an excess benefit transaction with a disqualified person during the year? <i>If "Yes," complete Schedule L, Part I</i>	25a	X
b Is the organization aware that it engaged in an excess benefit transaction with a disqualified person in a prior year, and that the transaction has not been reported on any of the organization's prior Forms 990 or 990-EZ? <i>If "Yes," complete Schedule L, Part I</i>	25b	X
26 Did the organization report any amount on Part X, line 5 or 22, for receivables from or payables to any current or former officer, director, trustee, key employee, creator or founder, substantial contributor, or 35% controlled entity or family member of any of these persons? <i>If "Yes," complete Schedule L, Part II</i>	26	X
27 Did the organization provide a grant or other assistance to any current or former officer, director, trustee, key employee, creator or founder, substantial contributor or employee thereof, a grant selection committee member, or to a 35% controlled entity (including an employee thereof) or family member of any of these persons? <i>If "Yes," complete Schedule L, Part III</i>	27	X
28 Was the organization a party to a business transaction with one of the following parties (see the Schedule L, Part IV, instructions for applicable filing thresholds, conditions, and exceptions):		
a A current or former officer, director, trustee, key employee, creator or founder, or substantial contributor? <i>If "Yes," complete Schedule L, Part IV</i>	28a	X
b A family member of any individual described in line 28a? <i>If "Yes," complete Schedule L, Part IV</i>	28b	X
c A 35% controlled entity of one or more individuals and/or organizations described in line 28a or 28b? <i>If "Yes," complete Schedule L, Part IV</i>	28c	X
29 Did the organization receive more than \$25,000 in non-cash contributions? <i>If "Yes," complete Schedule M</i>	29	X
30 Did the organization receive contributions of art, historical treasures, or other similar assets, or qualified conservation contributions? <i>If "Yes," complete Schedule M</i>	30	X
31 Did the organization liquidate, terminate, or dissolve and cease operations? <i>If "Yes," complete Schedule N, Part I</i>	31	X
32 Did the organization sell, exchange, dispose of, or transfer more than 25% of its net assets? <i>If "Yes," complete Schedule N, Part II</i>	32	X
33 Did the organization own 100% of an entity disregarded as separate from the organization under Regulations sections 301.7701-2 and 301.7701-3? <i>If "Yes," complete Schedule R, Part I</i>	33	X
34 Was the organization related to any tax-exempt or taxable entity? <i>If "Yes," complete Schedule R, Part II, III, or IV, and Part V, line 1</i>	34	X
35a Did the organization have a controlled entity within the meaning of section 512(b)(13)?	35a	X
b If "Yes" to line 35a, did the organization receive any payment from or engage in any transaction with a controlled entity within the meaning of section 512(b)(13)? <i>If "Yes," complete Schedule R, Part V, line 2</i>	35b	
36 Section 501(c)(3) organizations. Did the organization make any transfers to an exempt non-charitable related organization? <i>If "Yes," complete Schedule R, Part V, line 2</i>	36	X
37 Did the organization conduct more than 5% of its activities through an entity that is not a related organization and that is treated as a partnership for federal income tax purposes? <i>If "Yes," complete Schedule R, Part VI</i>	37	X
38 Did the organization complete Schedule O and provide explanations on Schedule O for Part VI, lines 11b and 19? Note: All Form 990 filers are required to complete Schedule O.	38	X

Part V Statements Regarding Other IRS Filings and Tax ComplianceCheck if Schedule O contains a response or note to any line in this Part V ☐

	Yes	No
1a Enter the number reported in box 3 of Form 1096. Enter -0- if not applicable	1a	18
b Enter the number of Forms W-2G included on line 1a. Enter -0- if not applicable	1b	0
c Did the organization comply with backup withholding rules for reportable payments to vendors and reportable gaming (gambling) winnings to prize winners?	1c	X

Part V Statements Regarding Other IRS Filings and Tax Compliance (continued)			Yes	No
2a	Enter the number of employees reported on Form W-3, Transmittal of Wage and Tax Statements, filed for the calendar year ending with or within the year covered by this return	2a 48		
b	If at least one is reported on line 2a, did the organization file all required federal employment tax returns?	2b	X	
3a	Did the organization have unrelated business gross income of \$1,000 or more during the year?	3a		X
b	If "Yes," has it filed a Form 990-T for this year? If "No" to line 3b, provide an explanation on Schedule O	3b		
4a	At any time during the calendar year, did the organization have an interest in, or a signature or other authority over, a financial account in a foreign country (such as a bank account, securities account, or other financial account)?	4a		X
b	If "Yes," enter the name of the foreign country See instructions for filing requirements for FinCEN Form 114, Report of Foreign Bank and Financial Accounts (FBAR).			
5a	Was the organization a party to a prohibited tax shelter transaction at any time during the tax year?	5a		X
b	Did any taxable party notify the organization that it was or is a party to a prohibited tax shelter transaction?	5b		X
c	If "Yes" to line 5a or 5b, did the organization file Form 8886-T?	5c		
6a	Does the organization have annual gross receipts that are normally greater than \$100,000, and did the organization solicit any contributions that were not tax deductible as charitable contributions?	6a		X
b	If "Yes," did the organization include with every solicitation an express statement that such contributions or gifts were not tax deductible?	6b		
7	Organizations that may receive deductible contributions under section 170(c).			
a	Did the organization receive a payment in excess of \$75 made partly as a contribution and partly for goods and services provided to the payor?	7a		
b	If "Yes," did the organization notify the donor of the value of the goods or services provided?	7b		
c	Did the organization sell, exchange, or otherwise dispose of tangible personal property for which it was required to file Form 8282?	7c		
d	If "Yes," indicate the number of Forms 8282 filed during the year	7d		
e	Did the organization receive any funds, directly or indirectly, to pay premiums on a personal benefit contract?	7e		
f	Did the organization, during the year, pay premiums, directly or indirectly, on a personal benefit contract?	7f		
g	If the organization received a contribution of qualified intellectual property, did the organization file Form 8899 as required?	7g		
h	If the organization received a contribution of cars, boats, airplanes, or other vehicles, did the organization file a Form 1098-C?	7h		
8	Sponsoring organizations maintaining donor advised funds. Did a donor advised fund maintained by the sponsoring organization have excess business holdings at any time during the year?	8		
9	Sponsoring organizations maintaining donor advised funds.			
a	Did the sponsoring organization make any taxable distributions under section 4966?	9a		
b	Did the sponsoring organization make a distribution to a donor, donor advisor, or related person?	9b		
10	Section 501(c)(7) organizations. Enter:			
a	Initiation fees and capital contributions included on Part VIII, line 12	10a		
b	Gross receipts, included on Form 990, Part VIII, line 12, for public use of club facilities	10b		
11	Section 501(c)(12) organizations. Enter:			
a	Gross income from members or shareholders	11a		
b	Gross income from other sources. (Do not net amounts due or paid to other sources against amounts due or received from them.)	11b		
12a	Section 4947(a)(1) non-exempt charitable trusts. Is the organization filing Form 990 in lieu of Form 1041?	12a		
b	If "Yes," enter the amount of tax-exempt interest received or accrued during the year	12b		
13	Section 501(c)(29) qualified nonprofit health insurance issuers.			
a	Is the organization licensed to issue qualified health plans in more than one state? Note: See the instructions for additional information the organization must report on Schedule O.	13a		
b	Enter the amount of reserves the organization is required to maintain by the states in which the organization is licensed to issue qualified health plans	13b		
c	Enter the amount of reserves on hand	13c		
14a	Did the organization receive any payments for indoor tanning services during the tax year?	14a		X
b	If "Yes," has it filed a Form 720 to report these payments? If "No," provide an explanation on Schedule O	14b		
15	Is the organization subject to the section 4960 tax on payment(s) of more than \$1,000,000 in remuneration or excess parachute payment(s) during the year? If "Yes," see instructions and file Form 4720, Schedule N.	15		X
16	Is the organization an educational institution subject to the section 4968 excise tax on net investment income? If "Yes," complete Form 4720, Schedule O.	16		X
17	Section 501(c)(21) organizations. Did the trust, any disqualified or other person engage in any activities that would result in the imposition of an excise tax under section 4951, 4952 or 4953? If "Yes," complete Form 6069.	17		

Part VI Governance, Management, and Disclosure For each "Yes" response to lines 2 through 7b below, and for a "No" response to line 8a, 8b, or 10b below, describe the circumstances, processes, or changes on Schedule O. See instructions. Check if Schedule O contains a response or note to any line in this Part VI ☒

Section A. Governing Body and Management

			Yes	No
1a Enter the number of voting members of the governing body at the end of the tax year	1a	7		
If there are material differences in voting rights among members of the governing body, or if the governing body delegated broad authority to an executive committee or similar committee, explain on Schedule O.				
b Enter the number of voting members included on line 1a, above, who are independent	1b	7		
2 Did any officer, director, trustee, or key employee have a family relationship or a business relationship with any other officer, director, trustee, or key employee?		2		X
3 Did the organization delegate control over management duties customarily performed by or under the direct supervision of officers, directors, trustees, or key employees to a management company or other person?		3		X
4 Did the organization make any significant changes to its governing documents since the prior Form 990 was filed?		4		X
5 Did the organization become aware during the year of a significant diversion of the organization's assets?		5		X
6 Did the organization have members or stockholders?		6		X
7a Did the organization have members, stockholders, or other persons who had the power to elect or appoint one or more members of the governing body?		7a		X
b Are any governance decisions of the organization reserved to (or subject to approval by) members, stockholders, or persons other than the governing body?		7b		X
8 Did the organization contemporaneously document the meetings held or written actions undertaken during the year by the following:				
a The governing body?		8a	X	
b Each committee with authority to act on behalf of the governing body?		8b	X	
9 Is there any officer, director, trustee, or key employee listed in Part VII, Section A, who cannot be reached at the organization's mailing address? If "Yes," provide the names and addresses on Schedule O		9	X	

Section B. Policies (This Section B requests information about policies not required by the Internal Revenue Code.)

		Yes	No
10a Did the organization have local chapters, branches, or affiliates?	10a		X
b If "Yes," did the organization have written policies and procedures governing the activities of such chapters, affiliates, and branches to ensure their operations are consistent with the organization's exempt purposes?	10b		
11a Has the organization provided a complete copy of this Form 990 to all members of its governing body before filing the form?	11a	X	
b Describe on Schedule O the process, if any, used by the organization to review this Form 990.			
12a Did the organization have a written conflict of interest policy? If "No," go to line 13	12a	X	
b Were officers, directors, or trustees, and key employees required to disclose annually interests that could give rise to conflicts?	12b	X	
c Did the organization regularly and consistently monitor and enforce compliance with the policy? If "Yes," describe on Schedule O how this was done	12c	X	
13 Did the organization have a written whistleblower policy?	13	X	
14 Did the organization have a written document retention and destruction policy?	14	X	
15 Did the process for determining compensation of the following persons include a review and approval by independent persons, comparability data, and contemporaneous substantiation of the deliberation and decision?			
a The organization's CEO, Executive Director, or top management official	15a	X	
b Other officers or key employees of the organization	15b	X	
If "Yes" to line 15a or 15b, describe the process on Schedule O. See instructions.			
16a Did the organization invest in, contribute assets to, or participate in a joint venture or similar arrangement with a taxable entity during the year?	16a		X
b If "Yes," did the organization follow a written policy or procedure requiring the organization to evaluate its participation in joint venture arrangements under applicable federal tax law, and take steps to safeguard the organization's exempt status with respect to such arrangements?	16b		

Section C. Disclosure

17 List the states with which a copy of this Form 990 is required to be filed **NONE**

18 Section 6104 requires an organization to make its Forms 1023 (1024 or 1024-A, if applicable), 990, and 990-T (section 501(c)(3)s only) available for public inspection. Indicate how you made these available. Check all that apply.
☐ Own website ☐ Another's website ☒ Upon request ☐ Other (explain on Schedule O)

19 Describe on Schedule O whether (and if so, how) the organization made its governing documents, conflict of interest policy, and financial statements available to the public during the tax year.

20 State the name, address, and telephone number of the person who possesses the organization's books and records

MFPA

PO BOX 1

INGOMAR

PA 15127

412-367-5883

Part VII Compensation of Officers, Directors, Trustees, Key Employees, Highest Compensated Employees, and Independent ContractorsCheck if Schedule O contains a response or note to any line in this Part VII ☐**Section A. Officers, Directors, Trustees, Key Employees, and Highest Compensated Employees****1a** Complete this table for all persons required to be listed. Report compensation for the calendar year ending with or within the organization's tax year.

- List all of the organization's **current** officers, directors, trustees (whether individuals or organizations), regardless of amount of compensation. Enter -0- in columns (D), (E), and (F) if no compensation was paid.
 - List all of the organization's **current** key employees, if any. See instructions for definition of "key employee."
 - List the organization's five **current** highest compensated employees (other than an officer, director, trustee, or key employee) who received reportable compensation (box 5 of Form W-2, box 6 of Form 1099-MISC, and/or box 1 of Form 1099-NEC) of more than \$100,000 from the organization and any related organizations.
 - List all of the organization's **former** officers, key employees, and highest compensated employees who received more than \$100,000 of reportable compensation from the organization and any related organizations.
 - List all of the organization's **former directors or trustees** that received, in the capacity as a former director or trustee of the organization, more than \$10,000 of reportable compensation from the organization and any related organizations.
- See the instructions for the order in which to list the persons above.

☒ Check this box if neither the organization nor any related organization compensated any current officer, director, or trustee.

(A) Name and title	(B) Average hours per week (list any hours for related organizations below dotted line)	(C) Position (do not check more than one box, unless person is both an officer and a director/trustee)						(D) Reportable compensation from the organization (W-2/ 1099-MISC/ 1099-NEC)	(E) Reportable compensation from related organizations (W-2/ 1099-MISC/ 1099-NEC)	(F) Estimated amount of other compensation from the organization and related organizations
		Individual trustee or director	Institutional trustee	Officer	Key employee	Highest compensated employee	Former			
(1) MARCIA CALIENDO	2.00									
BOARD CHAIR	0.00			X				0	0	0
(2) JAMES BONOMO	2.00									
VICE CHAIR TREASURER	0.00			X				0	0	0
(3) DR. ANKUR PURI	2.00									
SECRETARY	0.00			X				0	0	0
(4) THOMAS STEIN	2.00									
BOARD OF DIRECTORS	0.00	X						0	0	0
(5) KEITH HALL	0.00									
BOARD OF DIRECTORS	0.00	X						0	0	0
(6) WILLIAM YOUNGBLOOD	0.00									
BOARD OF DIRECTORS	0.00	X						0	0	0
(7) TYLER MCCARDELL	0.00									
BOARD OF DIRECTORS	0.00	X						0	0	0
(8)										
(9)										
(10)										
(11)										

Part VIII Statement of RevenueCheck if Schedule O contains a response or note to any line in this Part VIII ☐

				(A) Total revenue	(B) Related or exempt function revenue	(C) Unrelated business revenue	(D) Revenue excluded from tax under sections 512-514
Contributions, Gifts, Grants and Other Similar Amounts	1a Federated campaigns	1a					
	b Membership dues	1b					
	c Fundraising events	1c					
	d Related organizations	1d					
	e Government grants (contributions)	1e	167,705				
	f All other contributions, gifts, grants, and similar amounts not included above	1f	145,985				
	g Noncash contributions included in lines 1a-1f	1g	\$				
	h Total. Add lines 1a-1f			313,690			
Program Service Revenue			Business Code				
	2a NON-SUBSCRIBER FEES-FOR-USE		621910	2,423,632	2,423,632		
	b EARNED SUBSCRIPTION REVENUE		621910	436,407	436,407		
	c MISC. INCOME		621910	1,333	1,333		
	d						
	e						
	f All other program service revenue						
g Total. Add lines 2a-2f			2,861,372				
Other Revenue	3 Investment income (including dividends, interest, and other similar amounts)			20,723	20,723		
	4 Income from investment of tax-exempt bond proceeds						
	5 Royalties						
	6a Gross rents	(i) Real	(ii) Personal				
		6a					
		b Less: rental expenses	6b				
	c Rental inc. or (loss)	6c					
	d Net rental income or (loss)						
	7a Gross amount from sales of assets other than inventory	(i) Securities	(ii) Other				
		7a	25,000	25,500			
		b Less: cost or other basis and sales exps.	7b	49,636			
	c Gain or (loss)	7c	-24,636	25,500			
	d Net gain or (loss)			864	864		
	8a Gross income from fundraising events (not including \$ of contributions reported on line 1c). See Part IV, line 18						
		8a					
b Less: direct expenses	8b						
c Net income or (loss) from fundraising events							
9a Gross income from gaming activities. See Part IV, line 19							
	9a						
b Less: direct expenses	9b						
c Net income or (loss) from gaming activities							
10a Gross sales of inventory, less returns and allowances							
	10a						
b Less: cost of goods sold	10b						
c Net income or (loss) from sales of inventory							
Miscellaneous Revenue			Business Code				
	11a						
	b						
	c						
	d All other revenue						
e Total. Add lines 11a-11d							
12 Total revenue. See instructions				3,196,649	2,882,959	0	0

Part IX Statement of Functional Expenses**Section 501(c)(3) and 501(c)(4) organizations must complete all columns. All other organizations must complete column (A).**Check if Schedule O contains a response or note to any line in this Part IX ☐**Do not include amounts reported on lines 6b, 7b, 8b, 9b, and 10b of Part VIII.**

	(A) Total expenses	(B) Program service expenses	(C) Management and general expenses	(D) Fundraising expenses
1 Grants and other assistance to domestic organizations and domestic governments. See Part IV, line 21				
2 Grants and other assistance to domestic individuals. See Part IV, line 22				
3 Grants and other assistance to foreign organizations, foreign governments, and foreign individuals. See Part IV, lines 15 and 16				
4 Benefits paid to or for members				
5 Compensation of current officers, directors, trustees, and key employees				
6 Compensation not included above to disqualified persons (as defined under section 4958(f)(1)) and persons described in section 4958(c)(3)(B)				
7 Other salaries and wages	1,655,683	1,407,331	248,352	
8 Pension plan accruals and contributions (include section 401(k) and 403(b) employer contributions)	32,506	27,630	4,876	
9 Other employee benefits	252,081	216,790	35,291	
10 Payroll taxes	130,247	110,710	19,537	
11 Fees for services (nonemployees):				
a Management				
b Legal	7,999	5,599	2,400	
c Accounting				
d Lobbying				
e Professional fundraising services. See Part IV, line 17				
f Investment management fees				
g Other. (If line 11g amount exceeds 10% of line 25, column (A) amount, list line 11g expenses on Schedule O.)	79,590	55,713	23,877	
12 Advertising and promotion				
13 Office expenses				
14 Information technology				
15 Royalties				
16 Occupancy	25,368	12,684	12,684	
17 Travel				
18 Payments of travel or entertainment expenses for any federal, state, or local public officials				
19 Conferences, conventions, and meetings	11,164	5,582	5,582	
20 Interest	2,291	2,176	115	
21 Payments to affiliates				
22 Depreciation, depletion, and amortization	196,549	196,549		
23 Insurance	90,583	68,884	21,699	
24 Other expenses. Itemize expenses not covered above (List miscellaneous expenses on line 24e. If line 24e amount exceeds 10% of line 25, column (A) amount, list line 24e expenses on Schedule O.)				
a BAD DEBTS	210,584	210,584		
b PAYROLL SERVICES	120,660	60,330	60,330	
c VEHICLE EXP./GAS	117,369	117,369		
d SUBSCRIPTION SOLICITATION	40,053	36,048	4,005	
e All other expenses	220,629	155,343	65,286	
25 Total functional expenses. Add lines 1 through 24e	3,193,356	2,689,322	504,034	0
26 Joint costs. Complete this line only if the organization reported in column (B) joint costs from a combined educational campaign and fundraising solicitation. Check here <input type="checkbox"/> if following SOP 98-2 (ASC 958-720)				

Part X Balance SheetCheck if Schedule O contains a response or note to any line in this Part X ☐

		(A) Beginning of year		(B) End of year
Assets	1 Cash—non-interest-bearing	757,257	1	551,054
	2 Savings and temporary cash investments	17,184	2	-4,212
	3 Pledges and grants receivable, net		3	
	4 Accounts receivable, net	216,203	4	331,985
	5 Loans and other receivables from any current or former officer, director, trustee, key employee, creator or founder, substantial contributor, or 35% controlled entity or family member of any of these persons		5	
	6 Loans and other receivables from other disqualified persons (as defined under section 4958(f)(1)), and persons described in section 4958(c)(3)(B)		6	
	7 Notes and loans receivable, net		7	
	8 Inventories for sale or use		8	
	9 Prepaid expenses and deferred charges	11,367	9	48,424
	10a Land, buildings, and equipment: cost or other basis. Complete Part VI of Schedule D	10a 3,838,883		
	b Less: accumulated depreciation	10b 2,285,075	10c	1,553,808
	11 Investments—publicly traded securities	1,135,266	11	797,372
	12 Investments—other securities. See Part IV, line 11		12	
	13 Investments—program-related. See Part IV, line 11		13	
	14 Intangible assets		14	
	15 Other assets. See Part IV, line 11	153,765	15	
	16 Total assets. Add lines 1 through 15 (must equal line 33)	3,375,118	16	3,278,431
Liabilities	17 Accounts payable and accrued expenses	189,123	17	406,515
	18 Grants payable		18	
	19 Deferred revenue	446,089	19	336,338
	20 Tax-exempt bond liabilities		20	
	21 Escrow or custodial account liability. Complete Part IV of Schedule D		21	
	22 Loans and other payables to any current or former officer, director, trustee, key employee, creator or founder, substantial contributor, or 35% controlled entity or family member of any of these persons		22	
	23 Secured mortgages and notes payable to unrelated third parties	268,395	23	171,708
	24 Unsecured notes and loans payable to unrelated third parties		24	
	25 Other liabilities (including federal income tax, payables to related third parties, and other liabilities not included on lines 17-24). Complete Part X of Schedule D		25	
	26 Total liabilities. Add lines 17 through 25	903,607	26	914,561
Net Assets or Fund Balances	Organizations that follow FASB ASC 958, check here <input type="checkbox"/> and complete lines 27, 28, 32, and 33.			
	27 Net assets without donor restrictions		27	
	28 Net assets with donor restrictions		28	
	Organizations that do not follow FASB ASC 958, check here <input checked="" type="checkbox"/> and complete lines 29 through 33.			
	29 Capital stock or trust principal, or current funds		29	
	30 Paid-in or capital surplus, or land, building, or equipment fund	63,000	30	63,000
	31 Retained earnings, endowment, accumulated income, or other funds	2,408,511	31	2,300,870
	32 Total net assets or fund balances	2,471,511	32	2,363,870
	33 Total liabilities and net assets/fund balances	3,375,118	33	3,278,431

Part XI Reconciliation of Net AssetsCheck if Schedule O contains a response or note to any line in this Part XI ☐

1	Total revenue (must equal Part VIII, column (A), line 12)	1	3,196,649
2	Total expenses (must equal Part IX, column (A), line 25)	2	3,193,356
3	Revenue less expenses. Subtract line 2 from line 1	3	3,293
4	Net assets or fund balances at beginning of year (must equal Part X, line 32, column (A))	4	2,471,511
5	Net unrealized gains (losses) on investments	5	-110,934
6	Donated services and use of facilities	6	
7	Investment expenses	7	
8	Prior period adjustments	8	
9	Other changes in net assets or fund balances (explain on Schedule O)	9	
10	Net assets or fund balances at end of year. Combine lines 3 through 9 (must equal Part X, line 32, column (B))	10	2,363,870

Part XII Financial Statements and ReportingCheck if Schedule O contains a response or note to any line in this Part XII ☐

	Yes	No
1 Accounting method used to prepare the Form 990: <input type="checkbox"/> Cash <input checked="" type="checkbox"/> Accrual <input type="checkbox"/> Other _____ If the organization changed its method of accounting from a prior year or checked "Other," explain on Schedule O.		
2a Were the organization's financial statements compiled or reviewed by an independent accountant? If "Yes," check a box below to indicate whether the financial statements for the year were compiled or reviewed on a separate basis, consolidated basis, or both: <input type="checkbox"/> Separate basis <input type="checkbox"/> Consolidated basis <input type="checkbox"/> Both consolidated and separate basis	X	
b Were the organization's financial statements audited by an independent accountant? If "Yes," check a box below to indicate whether the financial statements for the year were audited on a separate basis, consolidated basis, or both: <input checked="" type="checkbox"/> Separate basis <input type="checkbox"/> Consolidated basis <input type="checkbox"/> Both consolidated and separate basis	X	
c If "Yes" to line 2a or 2b, does the organization have a committee that assumes responsibility for oversight of the audit, review, or compilation of its financial statements and selection of an independent accountant? If the organization changed either its oversight process or selection process during the tax year, explain on Schedule O.	X	
3a As a result of a federal award, was the organization required to undergo an audit or audits as set forth in the Uniform Guidance, 2 C.F.R. Part 200, Subpart F?		X
b If "Yes," did the organization undergo the required audit or audits? If the organization did not undergo the required audit or audits, explain why on Schedule O and describe any steps taken to undergo such audits		

SCHEDULE A
(Form 990)

Department of the Treasury
Internal Revenue Service

Public Charity Status and Public Support

Complete if the organization is a section 501(c)(3) organization or a section 4947(a)(1) nonexempt charitable trust.

Attach to Form 990 or Form 990-EZ.

Go to www.irs.gov/Form990 for instructions and the latest information.

OMB No. 1545-0047

2022

Open to Public
Inspection

Name of the organization

**MCCANDLESS FRANKLIN PARK AMBULANCE
AUTHORITY**

Employer identification number

25-1314326

Part I Reason for Public Charity Status. (All organizations must complete this part.) See instructions.

The organization is not a private foundation because it is: (For lines 1 through 12, check only one box.)

- 1 ☐ A church, convention of churches, or association of churches described in **section 170(b)(1)(A)(i)**.
- 2 ☐ A school described in **section 170(b)(1)(A)(ii)**. (Attach Schedule E (Form 990).)
- 3 ☐ A hospital or a cooperative hospital service organization described in **section 170(b)(1)(A)(iii)**.
- 4 ☐ A medical research organization operated in conjunction with a hospital described in **section 170(b)(1)(A)(iii)**. Enter the hospital's name, city, and state:
- 5 ☐ An organization operated for the benefit of a college or university owned or operated by a governmental unit described in **section 170(b)(1)(A)(iv)**. (Complete Part II.)
- 6 ☐ A federal, state, or local government or governmental unit described in **section 170(b)(1)(A)(v)**.
- 7 ☐ An organization that normally receives a substantial part of its support from a governmental unit or from the general public described in **section 170(b)(1)(A)(vi)**. (Complete Part II.)
- 8 ☐ A community trust described in **section 170(b)(1)(A)(vi)**. (Complete Part II.)
- 9 ☐ An agricultural research organization described in **section 170(b)(1)(A)(ix)** operated in conjunction with a land-grant college or university or a non-land-grant college of agriculture (see instructions). Enter the name, city, and state of the college or university:
- 10 ☒ An organization that normally receives (1) more than 33 1/3% of its support from contributions, membership fees, and gross receipts from activities related to its exempt functions, subject to certain exceptions; and (2) no more than 33 1/3% of its support from gross investment income and unrelated business taxable income (less section 511 tax) from businesses acquired by the organization after June 30, 1975. See **section 509(a)(2)**. (Complete Part III.)
- 11 ☐ An organization organized and operated exclusively to test for public safety. See **section 509(a)(4)**.
- 12 ☐ An organization organized and operated exclusively for the benefit of, to perform the functions of, or to carry out the purposes of one or more publicly supported organizations described in **section 509(a)(1)** or **section 509(a)(2)**. See **section 509(a)(3)**. Check the box on lines 12a through 12d that describes the type of supporting organization and complete lines 12e, 12f, and 12g.
- a ☐ **Type I.** A supporting organization operated, supervised, or controlled by its supported organization(s), typically by giving the supported organization(s) the power to regularly appoint or elect a majority of the directors or trustees of the supporting organization. **You must complete Part IV, Sections A and B.**
- b ☐ **Type II.** A supporting organization supervised or controlled in connection with its supported organization(s), by having control or management of the supporting organization vested in the same persons that control or manage the supported organization(s). **You must complete Part IV, Sections A and C.**
- c ☐ **Type III functionally integrated.** A supporting organization operated in connection with, and functionally integrated with, its supported organization(s) (see instructions). **You must complete Part IV, Sections A, D, and E.**
- d ☐ **Type III non-functionally integrated.** A supporting organization operated in connection with its supported organization(s) that is not functionally integrated. The organization generally must satisfy a distribution requirement and an attentiveness requirement (see instructions). **You must complete Part IV, Sections A and D, and Part V.**
- e ☐ Check this box if the organization received a written determination from the IRS that it is a Type I, Type II, Type III functionally integrated, or Type III non-functionally integrated supporting organization.
- f Enter the number of supported organizations
- g Provide the following information about the supported organization(s).

(i) Name of supported organization	(ii) EIN	(iii) Type of organization (described on lines 1–10 above (see instructions))	(iv) Is the organization listed in your governing document?		(v) Amount of monetary support (see instructions)	(vi) Amount of other support (see instructions)
			Yes	No		
(A)						
(B)						
(C)						
(D)						
(E)						
Total						

For Paperwork Reduction Act Notice, see the Instructions for Form 990 or 990-EZ.

Schedule A (Form 990) 2022

Part II Support Schedule for Organizations Described in Sections 170(b)(1)(A)(iv) and 170(b)(1)(A)(vi)

(Complete only if you checked the box on line 5, 7, or 8 of Part I or if the organization failed to qualify under Part III. If the organization fails to qualify under the tests listed below, please complete Part III.)

Section A. Public Support

Calendar year (or fiscal year beginning in)	(a) 2018	(b) 2019	(c) 2020	(d) 2021	(e) 2022	(f) Total
1 Gifts, grants, contributions, and membership fees received. (Do not include any "unusual grants.")						
2 Tax revenues levied for the organization's benefit and either paid to or expended on its behalf						
3 The value of services or facilities furnished by a governmental unit to the organization without charge						
4 Total. Add lines 1 through 3						
5 The portion of total contributions by each person (other than a governmental unit or publicly supported organization) included on line 1 that exceeds 2% of the amount shown on line 11, column (f)						
6 Public support. Subtract line 5 from line 4						

Section B. Total Support

Calendar year (or fiscal year beginning in)	(a) 2018	(b) 2019	(c) 2020	(d) 2021	(e) 2022	(f) Total
7 Amounts from line 4						
8 Gross income from interest, dividends, payments received on securities loans, rents, royalties, and income from similar sources						
9 Net income from unrelated business activities, whether or not the business is regularly carried on						
10 Other income. Do not include gain or loss from the sale of capital assets (Explain in Part VI.)						
11 Total support. Add lines 7 through 10						
12 Gross receipts from related activities, etc. (see instructions)					12	

13 First 5 years. If the Form 990 is for the organization's first, second, third, fourth, or fifth tax year as a section 501(c)(3) organization, check this box and **stop here** ☐

Section C. Computation of Public Support Percentage

14 Public support percentage for 2022 (line 6, column (f) divided by line 11, column (f))	14	%
15 Public support percentage from 2021 Schedule A, Part II, line 14	15	%
16a 33 1/3% support test—2022. If the organization did not check the box on line 13, and line 14 is 33 1/3% or more, check this box and stop here . The organization qualifies as a publicly supported organization <input type="checkbox"/>		
b 33 1/3% support test—2021. If the organization did not check a box on line 13 or 16a, and line 15 is 33 1/3% or more, check this box and stop here . The organization qualifies as a publicly supported organization <input type="checkbox"/>		
17a 10%-facts-and-circumstances test—2022. If the organization did not check a box on line 13, 16a, or 16b, and line 14 is 10% or more, and if the organization meets the facts-and-circumstances test, check this box and stop here . Explain in Part VI how the organization meets the facts-and-circumstances test. The organization qualifies as a publicly supported organization <input type="checkbox"/>		
b 10%-facts-and-circumstances test—2021. If the organization did not check a box on line 13, 16a, 16b, or 17a, and line 15 is 10% or more, and if the organization meets the facts-and-circumstances test, check this box and stop here . Explain in Part VI how the organization meets the facts-and-circumstances test. The organization qualifies as a publicly supported organization <input type="checkbox"/>		
18 Private foundation. If the organization did not check a box on line 13, 16a, 16b, 17a, or 17b, check this box and see instructions <input type="checkbox"/>		

Part III Support Schedule for Organizations Described in Section 509(a)(2)

(Complete only if you checked the box on line 10 of Part I or if the organization failed to qualify under Part II.

If the organization fails to qualify under the tests listed below, please complete Part II.)

Section A. Public Support

Calendar year (or fiscal year beginning in)	(a) 2018	(b) 2019	(c) 2020	(d) 2021	(e) 2022	(f) Total
1 Gifts, grants, contributions, and membership fees received. (Do not include any "unusual grants.")	150,986	207,198	31,522	113,478	145,985	649,169
2 Gross receipts from admissions, merchandise sold or services performed, or facilities furnished in any activity that is related to the organization's tax-exempt purpose	2,311,368	2,206,897	1,068,875	2,404,321	2,882,095	10,873,556
3 Gross receipts from activities that are not an unrelated trade or business under section 513	43,813	37,833				81,646
4 Tax revenues levied for the organization's benefit and either paid to or expended on its behalf						
5 The value of services or facilities furnished by a governmental unit to the organization without charge						
6 Total. Add lines 1 through 5	2,506,167	2,451,928	1,100,397	2,517,799	3,028,080	11,604,371
7a Amounts included on lines 1, 2, and 3 received from disqualified persons						
b Amounts included on lines 2 and 3 received from other than disqualified persons that exceed the greater of \$5,000 or 1% of the amount on line 13 for the year						
c Add lines 7a and 7b						
8 Public support. (Subtract line 7c from line 6.)						11,604,371

Section B. Total Support

Calendar year (or fiscal year beginning in)	(a) 2018	(b) 2019	(c) 2020	(d) 2021	(e) 2022	(f) Total
9 Amounts from line 6	2,506,167	2,451,928	1,100,397	2,517,799	3,028,080	11,604,371
10a Gross income from interest, dividends, payments received on securities loans, rents, royalties, and income from similar sources	46,082	48,095	16,983	40,116	20,723	171,999
b Unrelated business taxable income (less section 511 taxes) from businesses acquired after June 30, 1975						
c Add lines 10a and 10b	46,082	48,095	16,983	40,116	20,723	171,999
11 Net income from unrelated business activities not included on line 10b, whether or not the business is regularly carried on						
12 Other income. Do not include gain or loss from the sale of capital assets (Explain in Part VI.)				634,059	167,705	801,764
13 Total support. (Add lines 9, 10c, 11, and 12.)	2,552,249	2,500,023	1,117,380	3,191,974	3,216,508	12,578,134
14 First 5 years. If the Form 990 is for the organization's first, second, third, fourth, or fifth tax year as a section 501(c)(3) organization, check this box and stop here						<input type="checkbox"/>

Section C. Computation of Public Support Percentage

15 Public support percentage for 2022 (line 8, column (f), divided by line 13, column (f))	15	92.26 %
16 Public support percentage from 2021 Schedule A, Part III, line 15	16	93.14 %

Section D. Computation of Investment Income Percentage

17 Investment income percentage for 2022 (line 10c, column (f), divided by line 13, column (f))	17	1 %
18 Investment income percentage from 2021 Schedule A, Part III, line 17	18	2 %

19a 33 1/3% support tests—2022. If the organization did not check the box on line 14, and line 15 is more than 33 1/3%, and line 17 is not more than 33 1/3%, check this box and **stop here**. The organization qualifies as a publicly supported organization ☒

b 33 1/3% support tests—2021. If the organization did not check a box on line 14 or line 19a, and line 16 is more than 33 1/3%, and line 18 is not more than 33 1/3%, check this box and **stop here**. The organization qualifies as a publicly supported organization ☐

20 Private foundation. If the organization did not check a box on line 14, 19a, or 19b, check this box and see instructions ☐

Part IV Supporting Organizations

(Complete only if you checked a box on line 12 on Part I. If you checked box 12a, Part I, complete Sections A and B. If you checked box 12b, Part I, complete Sections A and C. If you checked box 12c, Part I, complete Sections A, D, and E. If you checked box 12d, Part I, complete Sections A and D, and complete Part V.)

Section A. All Supporting Organizations

	Yes	No
1 Are all of the organization's supported organizations listed by name in the organization's governing documents? <i>If "No," describe in Part VI how the supported organizations are designated. If designated by class or purpose, describe the designation. If historic and continuing relationship, explain.</i>		
2 Did the organization have any supported organization that does not have an IRS determination of status under section 509(a)(1) or (2)? <i>If "Yes," explain in Part VI how the organization determined that the supported organization was described in section 509(a)(1) or (2).</i>		
3a Did the organization have a supported organization described in section 501(c)(4), (5), or (6)? <i>If "Yes," answer lines 3b and 3c below.</i>		
b Did the organization confirm that each supported organization qualified under section 501(c)(4), (5), or (6) and satisfied the public support tests under section 509(a)(2)? <i>If "Yes," describe in Part VI when and how the organization made the determination.</i>		
c Did the organization ensure that all support to such organizations was used exclusively for section 170(c)(2)(B) purposes? <i>If "Yes," explain in Part VI what controls the organization put in place to ensure such use.</i>		
4a Was any supported organization not organized in the United States ("foreign supported organization")? <i>If "Yes," and if you checked box 12a or 12b in Part I, answer lines 4b and 4c below.</i>		
b Did the organization have ultimate control and discretion in deciding whether to make grants to the foreign supported organization? <i>If "Yes," describe in Part VI how the organization had such control and discretion despite being controlled or supervised by or in connection with its supported organizations.</i>		
c Did the organization support any foreign supported organization that does not have an IRS determination under sections 501(c)(3) and 509(a)(1) or (2)? <i>If "Yes," explain in Part VI what controls the organization used to ensure that all support to the foreign supported organization was used exclusively for section 170(c)(2)(B) purposes.</i>		
5a Did the organization add, substitute, or remove any supported organizations during the tax year? <i>If "Yes," answer lines 5b and 5c below (if applicable). Also, provide detail in Part VI, including (i) the names and EIN numbers of the supported organizations added, substituted, or removed; (ii) the reasons for each such action; (iii) the authority under the organization's organizing document authorizing such action; and (iv) how the action was accomplished (such as by amendment to the organizing document).</i>		
b Type I or Type II only. Was any added or substituted supported organization part of a class already designated in the organization's organizing document?		
c Substitutions only. Was the substitution the result of an event beyond the organization's control?		
6 Did the organization provide support (whether in the form of grants or the provision of services or facilities) to anyone other than (i) its supported organizations, (ii) individuals that are part of the charitable class benefited by one or more of its supported organizations, or (iii) other supporting organizations that also support or benefit one or more of the filing organization's supported organizations? <i>If "Yes," provide detail in Part VI.</i>		
7 Did the organization provide a grant, loan, compensation, or other similar payment to a substantial contributor (as defined in section 4958(c)(3)(C)), a family member of a substantial contributor, or a 35% controlled entity with regard to a substantial contributor? <i>If "Yes," complete Part I of Schedule L (Form 990).</i>		
8 Did the organization make a loan to a disqualified person (as defined in section 4958) not described on line 7? <i>If "Yes," complete Part I of Schedule L (Form 990).</i>		
9a Was the organization controlled directly or indirectly at any time during the tax year by one or more disqualified persons, as defined in section 4946 (other than foundation managers and organizations described in section 509(a)(1) or (2))? <i>If "Yes," provide detail in Part VI.</i>		
b Did one or more disqualified persons (as defined on line 9a) hold a controlling interest in any entity in which the supporting organization had an interest? <i>If "Yes," provide detail in Part VI.</i>		
c Did a disqualified person (as defined on line 9a) have an ownership interest in, or derive any personal benefit from, assets in which the supporting organization also had an interest? <i>If "Yes," provide detail in Part VI.</i>		
10a Was the organization subject to the excess business holdings rules of section 4943 because of section 4943(f) (regarding certain Type II supporting organizations, and all Type III non-functionally integrated supporting organizations)? <i>If "Yes," answer line 10b below.</i>		
b Did the organization have any excess business holdings in the tax year? <i>(Use Schedule C, Form 4720, to determine whether the organization had excess business holdings.)</i>		

Part IV Supporting Organizations (continued)

	Yes	No
11 Has the organization accepted a gift or contribution from any of the following persons?		
a A person who directly or indirectly controls, either alone or together with persons described on lines 11b and 11c below, the governing body of a supported organization?		
11a		
b A family member of a person described on line 11a above?		
11b		
c A 35% controlled entity of a person described on line 11a or 11b above? If "Yes" to line 11a, 11b, or 11c, provide detail in Part VI .		
11c		

Section B. Type I Supporting Organizations

	Yes	No
1 Did the governing body, members of the governing body, officers acting in their official capacity, or membership of one or more supported organizations have the power to regularly appoint or elect at least a majority of the organization's officers, directors, or trustees at all times during the tax year? If "No," describe in Part VI how the supported organization(s) effectively operated, supervised, or controlled the organization's activities. If the organization had more than one supported organization, describe how the powers to appoint and/or remove officers, directors, or trustees were allocated among the supported organizations and what conditions or restrictions, if any, applied to such powers during the tax year.		
1		
2 Did the organization operate for the benefit of any supported organization other than the supported organization(s) that operated, supervised, or controlled the supporting organization? If "Yes," explain in Part VI how providing such benefit carried out the purposes of the supported organization(s) that operated, supervised, or controlled the supporting organization.		
2		

Section C. Type II Supporting Organizations

	Yes	No
1 Were a majority of the organization's directors or trustees during the tax year also a majority of the directors or trustees of each of the organization's supported organization(s)? If "No," describe in Part VI how control or management of the supporting organization was vested in the same persons that controlled or managed the supported organization(s).		
1		

Section D. All Type III Supporting Organizations

	Yes	No
1 Did the organization provide to each of its supported organizations, by the last day of the fifth month of the organization's tax year, (i) a written notice describing the type and amount of support provided during the prior tax year, (ii) a copy of the Form 990 that was most recently filed as of the date of notification, and (iii) copies of the organization's governing documents in effect on the date of notification, to the extent not previously provided?		
1		
2 Were any of the organization's officers, directors, or trustees either (i) appointed or elected by the supported organization(s) or (ii) serving on the governing body of a supported organization? If "No," explain in Part VI how the organization maintained a close and continuous working relationship with the supported organization(s).		
2		
3 By reason of the relationship described on line 2, above, did the organization's supported organizations have a significant voice in the organization's investment policies and in directing the use of the organization's income or assets at all times during the tax year? If "Yes," describe in Part VI the role the organization's supported organizations played in this regard.		
3		

Section E. Type III Functionally Integrated Supporting Organizations

1 Check the box next to the method that the organization used to satisfy the Integral Part Test during the year (see instructions).			
a <input type="checkbox"/> The organization satisfied the Activities Test. Complete line 2 below.			
b <input type="checkbox"/> The organization is the parent of each of its supported organizations. Complete line 3 below.			
c <input type="checkbox"/> The organization supported a governmental entity. Describe in Part VI how you supported a governmental entity (see instructions).			
2 Activities Test. Answer lines 2a and 2b below.			
a Did substantially all of the organization's activities during the tax year directly further the exempt purposes of the supported organization(s) to which the organization was responsive? If "Yes," then in Part VI identify those supported organizations and explain how these activities directly furthered their exempt purposes, how the organization was responsive to those supported organizations, and how the organization determined that these activities constituted substantially all of its activities.	Yes	No	
2a			
b Did the activities described on line 2a, above, constitute activities that, but for the organization's involvement, one or more of the organization's supported organization(s) would have been engaged in? If "Yes," explain in Part VI the reasons for the organization's position that its supported organization(s) would have engaged in these activities but for the organization's involvement.			
2b			
3 Parent of Supported Organizations. Answer lines 3a and 3b below.			
a Did the organization have the power to regularly appoint or elect a majority of the officers, directors, or trustees of each of the supported organizations? If "Yes" or "No," provide details in Part VI .			
3a			
b Did the organization exercise a substantial degree of direction over the policies, programs, and activities of each of its supported organizations? If "Yes," describe in Part VI the role played by the organization in this regard.			
3b			

Part V Type III Non-Functionally Integrated 509(a)(3) Supporting Organizations

- 1 ☐ Check here if the organization satisfied the Integral Part Test as a qualifying trust on Nov. 20, 1970 (*explain in Part VI*). See instructions. All other Type III non-functionally integrated supporting organizations must complete Sections A through E.

Section A – Adjusted Net Income		(A) Prior Year	(B) Current Year (optional)
1	Net short-term capital gain	1	
2	Recoveries of prior-year distributions	2	
3	Other gross income (see instructions)	3	
4	Add lines 1 through 3.	4	
5	Depreciation and depletion	5	
6	Portion of operating expenses paid or incurred for production or collection of gross income or for management, conservation, or maintenance of property held for production of income (see instructions)	6	
7	Other expenses (see instructions)	7	
8	Adjusted Net Income (subtract lines 5, 6, and 7 from line 4)	8	

Section B – Minimum Asset Amount		(A) Prior Year	(B) Current Year (optional)
1	Aggregate fair market value of all non-exempt-use assets (see instructions for short tax year or assets held for part of year):		
a	Average monthly value of securities	1a	
b	Average monthly cash balances	1b	
c	Fair market value of other non-exempt-use assets	1c	
d	Total (add lines 1a, 1b, and 1c)	1d	
e	Discount claimed for blockage or other factors (<i>explain in detail in Part VI</i>):		
2	Acquisition indebtedness applicable to non-exempt-use assets	2	
3	Subtract line 2 from line 1d.	3	
4	Cash deemed held for exempt use. Enter 0.015 of line 3 (for greater amount, see instructions).	4	
5	Net value of non-exempt-use assets (subtract line 4 from line 3)	5	
6	Multiply line 5 by 0.035.	6	
7	Recoveries of prior-year distributions	7	
8	Minimum Asset Amount (add line 7 to line 6)	8	

Section C – Distributable Amount			Current Year
1	Adjusted net income for prior year (from Section A, line 8, column A)	1	
2	Enter 0.85 of line 1.	2	
3	Minimum asset amount for prior year (from Section B, line 8, column A)	3	
4	Enter greater of line 2 or line 3.	4	
5	Income tax imposed in prior year	5	
6	Distributable Amount. Subtract line 5 from line 4, unless subject to emergency temporary reduction (see instructions).	6	
7	<input type="checkbox"/> Check here if the current year is the organization's first as a non-functionally integrated Type III supporting organization (see instructions).		

Part V Type III Non-Functionally Integrated 509(a)(3) Supporting Organizations (continued)

Section D – Distributions		Current Year
1	Amounts paid to supported organizations to accomplish exempt purposes	1
2	Amounts paid to perform activity that directly furthers exempt purposes of supported organizations, in excess of income from activity	2
3	Administrative expenses paid to accomplish exempt purposes of supported organizations	3
4	Amounts paid to acquire exempt-use assets	4
5	Qualified set-aside amounts (prior IRS approval required—provide details in Part VI)	5
6	Other distributions (describe in Part VI). See instructions.	6
7	Total annual distributions. Add lines 1 through 6.	7
8	Distributions to attentive supported organizations to which the organization is responsive (provide details in Part VI). See instructions.	8
9	Distributable amount for 2022 from Section C, line 6	9
10	Line 8 amount divided by line 9 amount	10

Section E – Distribution Allocations (see instructions)	(i) Excess Distributions	(ii) Underdistributions Pre-2022	(iii) Distributable Amount for 2022
1 Distributable amount for 2022 from Section C, line 6			
2 Underdistributions, if any, for years prior to 2022 (reasonable cause required—explain in Part VI). See instructions.			
3 Excess distributions carryover, if any, to 2022			
a From 2017			
b From 2018			
c From 2019			
d From 2020			
e From 2021			
f Total of lines 3a through 3e			
g Applied to underdistributions of prior years			
h Applied to 2022 distributable amount			
i Carryover from 2017 not applied (see instructions)			
j Remainder. Subtract lines 3g, 3h, and 3i from line 3f.			
4 Distributions for 2022 from Section D, line 7: \$			
a Applied to underdistributions of prior years			
b Applied to 2022 distributable amount			
c Remainder. Subtract lines 4a and 4b from line 4.			
5 Remaining underdistributions for years prior to 2022, if any. Subtract lines 3g and 4a from line 2. For result greater than zero, explain in Part VI . See instructions.			
6 Remaining underdistributions for 2022. Subtract lines 3h and 4b from line 1. For result greater than zero, explain in Part VI . See instructions.			
7 Excess distributions carryover to 2023. Add lines 3j and 4c.			
8 Breakdown of line 7:			
a Excess from 2018			
b Excess from 2019			
c Excess from 2020			
d Excess from 2021			
e Excess from 2022			

Part VI

Supplemental Information. Provide the explanations required by Part II, line 10; Part II, line 17a or 17b; Part III, line 12; Part IV, Section A, lines 1, 2, 3b, 3c, 4b, 4c, 5a, 6, 9a, 9b, 9c, 11a, 11b, and 11c; Part IV, Section B, lines 1 and 2; Part IV, Section C, line 1; Part IV, Section D, lines 2 and 3; Part IV, Section E, lines 1c, 2a, 2b, 3a, and 3b; Part V, line 1; Part V, Section B, line 1e; Part V, Section D, lines 5, 6, and 8; and Part V, Section E, lines 2, 5, and 6. Also complete this part for any additional information. (See instructions.)

PART III, LINE 12 - OTHER INCOME DETAIL

PPP FUNDS\$484,454

COVID RELATED GRANTS\$317,310

**SCHEDULE D
(Form 990)**Department of the Treasury
Internal Revenue Service**Supplemental Financial Statements**Complete if the organization answered "Yes" on Form 990,
Part IV, line 6, 7, 8, 9, 10, 11a, 11b, 11c, 11d, 11e, 11f, 12a, or 12b.
Attach to Form 990.Go to www.irs.gov/Form990 for instructions and the latest information.

OMB No. 1545-0047

2022Open to Public
Inspection

Name of the organization

**MCCANDLESS FRANKLIN PARK AMBULANCE
AUTHORITY**

Employer identification number

25-1314326**Part I Organizations Maintaining Donor Advised Funds or Other Similar Funds or Accounts.**

Complete if the organization answered "Yes" on Form 990, Part IV, line 6.

	(a) Donor advised funds	(b) Funds and other accounts
1 Total number at end of year		
2 Aggregate value of contributions to (during year)		
3 Aggregate value of grants from (during year)		
4 Aggregate value at end of year		
5 Did the organization inform all donors and donor advisors in writing that the assets held in donor advised funds are the organization's property, subject to the organization's exclusive legal control?		<input type="checkbox"/> Yes <input type="checkbox"/> No
6 Did the organization inform all grantees, donors, and donor advisors in writing that grant funds can be used only for charitable purposes and not for the benefit of the donor or donor advisor, or for any other purpose conferring impermissible private benefit?		<input type="checkbox"/> Yes <input type="checkbox"/> No

Part II Conservation Easements.

Complete if the organization answered "Yes" on Form 990, Part IV, line 7.

1 Purpose(s) of conservation easements held by the organization (check all that apply).	
<input type="checkbox"/> Preservation of land for public use (for example, recreation or education)	<input type="checkbox"/> Preservation of a historically important land area
<input type="checkbox"/> Protection of natural habitat	<input type="checkbox"/> Preservation of a certified historic structure
<input type="checkbox"/> Preservation of open space	
2 Complete lines 2a through 2d if the organization held a qualified conservation contribution in the form of a conservation easement on the last day of the tax year.	
a Total number of conservation easements	2a
b Total acreage restricted by conservation easements	2b
c Number of conservation easements on a certified historic structure included in (a)	2c
d Number of conservation easements included in (c) acquired after July 25, 2006, and not on a historic structure listed in the National Register	2d
3 Number of conservation easements modified, transferred, released, extinguished, or terminated by the organization during the tax year	
4 Number of states where property subject to conservation easement is located	
5 Does the organization have a written policy regarding the periodic monitoring, inspection, handling of violations, and enforcement of the conservation easements it holds?	<input type="checkbox"/> Yes <input type="checkbox"/> No
6 Staff and volunteer hours devoted to monitoring, inspecting, handling of violations, and enforcing conservation easements during the year	
7 Amount of expenses incurred in monitoring, inspecting, handling of violations, and enforcing conservation easements during the year	
8 Does each conservation easement reported on line 2(d) above satisfy the requirements of section 170(h)(4)(B)(i) and section 170(h)(4)(B)(ii)?	<input type="checkbox"/> Yes <input type="checkbox"/> No
9 In Part XIII, describe how the organization reports conservation easements in its revenue and expense statement and balance sheet, and include, if applicable, the text of the footnote to the organization's financial statements that describes the organization's accounting for conservation easements.	

Part III Organizations Maintaining Collections of Art, Historical Treasures, or Other Similar Assets.

Complete if the organization answered "Yes" on Form 990, Part IV, line 8.

1a If the organization elected, as permitted under FASB ASC 958, not to report in its revenue statement and balance sheet works of art, historical treasures, or other similar assets held for public exhibition, education, or research in furtherance of public service, provide in Part XIII the text of the footnote to its financial statements that describes these items.	
b If the organization elected, as permitted under FASB ASC 958, to report in its revenue statement and balance sheet works of art, historical treasures, or other similar assets held for public exhibition, education, or research in furtherance of public service, provide the following amounts relating to these items:	
(i) Revenue included on Form 990, Part VIII, line 1	\$
(ii) Assets included in Form 990, Part X	\$
2 If the organization received or held works of art, historical treasures, or other similar assets for financial gain, provide the following amounts required to be reported under FASB ASC 958 relating to these items:	
a Revenue included on Form 990, Part VIII, line 1	\$
b Assets included in Form 990, Part X	\$

Part III Organizations Maintaining Collections of Art, Historical Treasures, or Other Similar Assets (continued)

3 Using the organization's acquisition, accession, and other records, check any of the following that make significant use of its collection items (check all that apply):

- a** ☐ Public exhibition **d** ☐ Loan or exchange program
b ☐ Scholarly research **e** ☐ Other
c ☐ Preservation for future generations

4 Provide a description of the organization's collections and explain how they further the organization's exempt purpose in Part XIII.

5 During the year, did the organization solicit or receive donations of art, historical treasures, or other similar assets to be sold to raise funds rather than to be maintained as part of the organization's collection? ☐ Yes ☐ No

Part IV Escrow and Custodial Arrangements.

Complete if the organization answered "Yes" on Form 990, Part IV, line 9, or reported an amount on Form 990, Part X, line 21.

1a Is the organization an agent, trustee, custodian or other intermediary for contributions or other assets not included on Form 990, Part X? ☐ Yes ☐ No

b If "Yes," explain the arrangement in Part XIII and complete the following table:

	Amount
c Beginning balance	1c
d Additions during the year	1d
e Distributions during the year	1e
f Ending balance	1f

2a Did the organization include an amount on Form 990, Part X, line 21, for escrow or custodial account liability? ☐ Yes ☐ No

b If "Yes," explain the arrangement in Part XIII. Check here if the explanation has been provided on Part XIII ☐

Part V Endowment Funds.

Complete if the organization answered "Yes" on Form 990, Part IV, line 10.

	(a) Current year	(b) Prior year	(c) Two years back	(d) Three years back	(e) Four years back
1a Beginning of year balance					
b Contributions					
c Net investment earnings, gains, and losses					
d Grants or scholarships					
e Other expenditures for facilities and programs					
f Administrative expenses					
g End of year balance					

2 Provide the estimated percentage of the current year end balance (line 1g, column (a)) held as:

- a** Board designated or quasi-endowment %
b Permanent endowment %
c Term endowment %

The percentages on lines 2a, 2b, and 2c should equal 100%.

3a Are there endowment funds not in the possession of the organization that are held and administered for the organization by:

- (i) Unrelated organizations
(ii) Related organizations

b If "Yes" on line 3a(ii), are the related organizations listed as required on Schedule R? ☐

	Yes	No
3a(i)		
3a(ii)		
3b		

4 Describe in Part XIII the intended uses of the organization's endowment funds.

Part VI Land, Buildings, and Equipment.

Complete if the organization answered "Yes" on Form 990, Part IV, line 11a. See Form 990, Part X, line 10.

Description of property	(a) Cost or other basis (investment)	(b) Cost or other basis (other)	(c) Accumulated depreciation	(d) Book value
1a Land		183,606		183,606
b Buildings		1,110,106		1,110,106
c Leasehold improvements				
d Equipment		1,375,703		1,375,703
e Other		1,169,468	2,285,075	-1,115,607
Total. Add lines 1a through 1e. (Column (d) must equal Form 990, Part X, column (B), line 10c.)				1,553,808

Part VII Investments – Other Securities.

Complete if the organization answered "Yes" on Form 990, Part IV, line 11b. See Form 990, Part X, line 12.

(a) Description of security or category (including name of security)	(b) Book value	(c) Method of valuation: Cost or end-of-year market value
(1) Financial derivatives		
(2) Closely held equity interests		
(3) Other		
(A)		
(B)		
(C)		
(D)		
(E)		
(F)		
(G)		
(H)		
Total. (Column (b) must equal Form 990, Part X, col. (B) line 12.)		

Part VIII Investments – Program Related.

Complete if the organization answered "Yes" on Form 990, Part IV, line 11c. See Form 990, Part X, line 13.

(a) Description of investment	(b) Book value	(c) Method of valuation: Cost or end-of-year market value
(1)		
(2)		
(3)		
(4)		
(5)		
(6)		
(7)		
(8)		
(9)		
Total. (Column (b) must equal Form 990, Part X, col. (B) line 13.)		

Part IX Other Assets.

Complete if the organization answered "Yes" on Form 990, Part IV, line 11d. See Form 990, Part X, line 15.

(a) Description	(b) Book value
(1)	
(2)	
(3)	
(4)	
(5)	
(6)	
(7)	
(8)	
(9)	
Total. (Column (b) must equal Form 990, Part X, col. (B) line 15.)	

Part X Other Liabilities.

Complete if the organization answered "Yes" on Form 990, Part IV, line 11e or 11f. See Form 990, Part X, line 25.

1. (a) Description of liability	(b) Book value
(1) Federal income taxes	
(2)	
(3)	
(4)	
(5)	
(6)	
(7)	
(8)	
(9)	
Total. (Column (b) must equal Form 990, Part X, col. (B) line 25.)	

2. Liability for uncertain tax positions. In Part XIII, provide the text of the footnote to the organization's financial statements that reports the organization's liability for uncertain tax positions under FASB ASC 740. Check here if the text of the footnote has been provided in Part XIII ☐

Part XI Reconciliation of Revenue per Audited Financial Statements With Revenue per Return.

Complete if the organization answered "Yes" on Form 990, Part IV, line 12a.

1	Total revenue, gains, and other support per audited financial statements	1	3,196,649
2	Amounts included on line 1 but not on Form 990, Part VIII, line 12:		
a	Net unrealized gains (losses) on investments	2a	
b	Donated services and use of facilities	2b	
c	Recoveries of prior year grants	2c	
d	Other (Describe in Part XIII.)	2d	
e	Add lines 2a through 2d	2e	
3	Subtract line 2e from line 1	3	3,196,649
4	Amounts included on Form 990, Part VIII, line 12, but not on line 1:		
a	Investment expenses not included on Form 990, Part VIII, line 7b	4a	
b	Other (Describe in Part XIII.)	4b	
c	Add lines 4a and 4b	4c	
5	Total revenue. Add lines 3 and 4c . (This must equal Form 990, Part I, line 12.)	5	3,196,649

Part XII Reconciliation of Expenses per Audited Financial Statements With Expenses per Return.

Complete if the organization answered "Yes" on Form 990, Part IV, line 12a.

1	Total expenses and losses per audited financial statements	1	3,193,356
2	Amounts included on line 1 but not on Form 990, Part IX, line 25:		
a	Donated services and use of facilities	2a	
b	Prior year adjustments	2b	
c	Other losses	2c	
d	Other (Describe in Part XIII.)	2d	
e	Add lines 2a through 2d	2e	
3	Subtract line 2e from line 1	3	3,193,356
4	Amounts included on Form 990, Part IX, line 25, but not on line 1:		
a	Investment expenses not included on Form 990, Part VIII, line 7b	4a	
b	Other (Describe in Part XIII.)	4b	
c	Add lines 4a and 4b	4c	
5	Total expenses. Add lines 3 and 4c . (This must equal Form 990, Part I, line 18.)	5	3,193,356

Part XIII Supplemental Information.

Provide the descriptions required for Part II, lines 3, 5, and 9; Part III, lines 1a and 4; Part IV, lines 1b and 2b; Part V, line 4; Part X, line 2; Part XI, lines 2d and 4b; and Part XII, lines 2d and 4b. Also complete this part to provide any additional information.

Part XIII	Supplemental Information (continued)
-----------	--------------------------------------

**SCHEDULE O
(Form 990)**

Department of the Treasury
Internal Revenue Service

Supplemental Information to Form 990 or 990-EZ

Complete to provide information for responses to specific questions on
Form 990 or 990-EZ or to provide any additional information.

Attach to Form 990 or Form 990-EZ.
Go to www.irs.gov/Form990 for the latest information.

OMB No. 1545-0047

2022

**Open to Public
Inspection**

Name of the organization

**MCCANDLESS FRANKLIN PARK AMBULANCE
AUTHORITY**

Employer identification number

25-1314326

FORM 990, PART I, LINE 6

**SOME PEOPLE VOLUNTEER THEIR TIME AS EMT'S AND PARAMEDICS. SOME PEOPLE
VOLUNTEER IN THE OFFICE TO HELP WITH SUBSCRIPTION DRIVES AND VARIOUS
MAILERS TO THE COMMUNITY.**

FORM 990, PART III, LINE 4D - ALL OTHER ACCOMPLISHMENTS

**PROVIDING EMERGENCY MEDICAL SERVICES TO PERSONS WITHIN THE
5 COMMUNITY AREA ON A FEE FOR SERVICE BASIS.**

FORM 990, PART VI, LINE 9 - OFFICERS WHO CANNOT BE REACHED

MARCIA CALIENDO

PO BOX 1

INGOMAR, PA 15127

JAMES BONOMO

PO BOX #1

INGOMAR, PA 15127

DR. ANKUR PURI

PO BOX 1

INGOMAR, PA 15127

THOMAS STEIN

PO BOX 1

INGOMAR, PA 15127

Name of the organization

Employer identification number

MCCANDLESS FRANKLIN PARK AMBULANCE

25-1314326

KEITH HALL

PO BOX 1

INGOMAR, PA 15127

WILLIAM YOUNGBLOOD

PO BOX 1

INGOMAR, PA 15127

TYLER MCCARDELL

PO BOX #1

INGOMAR, PA 15127

CHRIS DELL

PO BOX #1

INGOMAR, PA 15127

FORM 990, PART VI, LINE 11B - ORGANIZATION'S PROCESS TO REVIEW FORM 990
REVIEWED BY THE FINANCE COMMITTEE AND CFO PRIOR TO FILING.

FORM 990, PART VI, LINE 12C - ENFORCEMENT OF CONFLICTS POLICY
ANNUAL REVIEW

FORM 990, PART VI, LINE 15A - COMPENSATION PROCESS FOR TOP OFFICIAL
ANNUAL BOARD REVIEW AND APPROVAL IN CONJUNCTION WITH THE BUDGET.

FORM 990, PART VI, LINE 15B - COMPENSATION PROCESS FOR OFFICERS

Name of the organization

MCCANDLESS FRANKLIN PARK AMBULANCE

Employer identification number

25-1314326

ANNUAL BOARD REVIEW AND APPROVAL IN CONJUNCTION WITH THE BUDGET.

FORM 990, PART VI, LINE 19 - GOVERNING DOCUMENTS DISCLOSURE EXPLANATION

UPON REQUEST

Depreciation and Amortization

(Including Information on Listed Property)
Attach to your tax return.

Go to www.irs.gov/Form4562 for instructions and the latest information.

OMB No. 1545-0172

2022

Attachment
Sequence No. 179

Name(s) shown on return

MCCANDLESS FRANKLIN PARK AMBULANCE
AUTHORITY

Identifying number

25-1314326

Business or activity to which this form relates

SALES**Part I Election To Expense Certain Property Under Section 179****Note:** If you have any listed property, complete Part V before you complete Part I.

1	Maximum amount (see instructions)	1	1,080,000
2	Total cost of section 179 property placed in service (see instructions)	2	
3	Threshold cost of section 179 property before reduction in limitation (see instructions)	3	2,700,000
4	Reduction in limitation. Subtract line 3 from line 2. If zero or less, enter -0-	4	
5	Dollar limitation for tax year. Subtract line 4 from line 1. If zero or less, enter -0-. If married filing separately, see instructions	5	
6	(a) Description of property	(b) Cost (business use only)	(c) Elected cost
7	Listed property. Enter the amount from line 29	7	
8	Total elected cost of section 179 property. Add amounts in column (c), lines 6 and 7	8	
9	Tentative deduction. Enter the smaller of line 5 or line 8	9	
10	Carryover of disallowed deduction from line 13 of your 2021 Form 4562	10	
11	Business income limitation. Enter the smaller of business income (not less than zero) or line 5. See instructions	11	
12	Section 179 expense deduction. Add lines 9 and 10, but don't enter more than line 11	12	
13	Carryover of disallowed deduction to 2023. Add lines 9 and 10, less line 12	13	

Note: Don't use Part II or Part III below for listed property. Instead, use Part V.**Part II Special Depreciation Allowance and Other Depreciation (Don't include listed property. See instructions.)**

14	Special depreciation allowance for qualified property (other than listed property) placed in service during the tax year. See instructions	14	
15	Property subject to section 168(f)(1) election	15	
16	Other depreciation (including ACRS)	16	196,647

Part III MACRS Depreciation (Don't include listed property. See instructions.)**Section A**

17	MACRS deductions for assets placed in service in tax years beginning before 2022	17	0
18	If you are electing to group any assets placed in service during the tax year into one or more general asset accounts, check here		

Section B—Assets Placed in Service During 2022 Tax Year Using the General Depreciation System

(a) Classification of property	(b) Month and year placed in service	(c) Basis for depreciation (business/investment use only—see instructions)	(d) Recovery period	(e) Convention	(f) Method	(g) Depreciation deduction
19a 3-year property						
b 5-year property						
c 7-year property						
d 10-year property						
e 15-year property						
f 20-year property						
g 25-year property			25 yrs.		S/L	
h Residential rental property			27.5 yrs.	MM	S/L	
i Nonresidential real property			39 yrs.	MM	S/L	

Section C—Assets Placed in Service During 2022 Tax Year Using the Alternative Depreciation System

20a Class life					S/L	
b 12-year			12 yrs.		S/L	
c 30-year			30 yrs.	MM	S/L	
d 40-year			40 yrs.	MM	S/L	

Part IV Summary (See instructions.)

21	Listed property. Enter amount from line 28	21	
22	Total. Add amounts from line 12, lines 14 through 17, lines 19 and 20 in column (g), and line 21. Enter here and on the appropriate lines of your return. Partnerships and S corporations—see instructions	22	196,647
23	For assets shown above and placed in service during the current year, enter the portion of the basis attributable to section 263A costs	23	

For Paperwork Reduction Act Notice, see separate instructions.

DAA

Form 4562 (2022)
THERE ARE NO AMOUNTS FOR PAGE 2

Federal Asset Report

sales

Asset	Description	Date In Service	Cost	Bus %	Sec 179	Basis for Depr	PerConv Meth	Prior	Current
Other Depreciation:									
1	COMPUTER ACCESSORIES	12/23/99	862			862	5 MO S/L	862	0
619	DOOR	8/05/99	1,650			1,650	5 MO S/L	1,650	0
1164	PROTECTIVE COATS	6/09/89	2,031			2,031	5 MO S/L	2,031	0
1166	PROTECTIVE HELMETS	7/21/89	1,280			1,280	5 MO S/L	1,280	0
1169	METAL LOCKERS	2/02/90	420			420	3 MO S/L	420	0
1186	REEVES STRETCHER	3/02/90	148			148	5 MO S/L	148	0
1187	REEVES STRETCHER	3/02/90	149			149	5 MO S/L	149	0
1188	REEVES STRETCHER	3/16/90	149			149	5 MO S/L	149	0
1189	REEVES STRETCHER	3/16/90	149			149	5 MO S/L	149	0
1195	SCOOP STRETCHER	3/30/90	274			274	3 MO S/L	274	0
1198	HELMETS	8/31/90	370			370	5 MO S/L	370	0
1199	BACKBOARDS	8/31/90	194			194	3 MO S/L	194	0
1202	Vehicle Jack	12/18/91	584			584	10 MO S/L	584	0
1206	head immobilizer	4/29/97	376			376	3 MO S/L	376	0
1207	fermo. vacuum.	4/29/97	892			892	3 MO S/L	892	0
1214	turnout gear	9/04/97	1,669			1,669	5 MO S/L	1,669	0
1216	bunker pants	10/01/97	2,780			2,780	3 MO S/L	2,780	0
1231	1 MOBILE RADIO	4/15/99	1,483			1,483	5 MO S/L	1,483	0
1234	3 LIFE PACK MONITORS	5/31/99	46,134			46,134	5 MO S/L	46,134	0
1237	COMMUNICATION EQUIP.	7/08/99	750			750	7 MO S/L	750	0
1240	RADIOS	11/10/99	400			400	7 MO S/L	400	0
1250	Q'STRAIT SYSTEM	3/01/01	814			814	7 MO S/L	814	0
1252	physio control	6/30/01	9,900			9,900	5 MO S/L	9,900	0
1259	dryer	6/30/01	284			284	5 MO S/L	284	0
2012	2 SHOWER DOORS	10/01/79	294			294	5 MO S/L	294	0
2017	BUILDING SIGN	7/01/80	1,248			1,248	15 MO S/L	1,248	0
2022	RANGE HOOD	3/01/82	49			49	5 MO S/L	49	0
2045	ELECTRONIC IBM TYPEWRITER	4/17/87	916			916	5 MO S/L	916	0
2079	PRINTER STAND	11/23/90	256			256	5 MO S/L	256	0
2083	DISHWASHER	1/31/91	229			229	5 MO S/L	229	0
2088	KITCHEN TABLE & CHAIRS FP	2/28/91	550			550	10 MO S/L	550	0
2092	GENERATOR--FP	3/31/91	15,568			15,568	15 MO S/L	15,568	0
2093	WINDOW BLINDS--MCCAND.	3/31/91	470			470	10 MO S/L	470	0
2095	AMPLIFIER--FP	3/31/91	227			227	10 MO S/L	227	0
2096	VACUUM SWEEPER--FP	3/31/91	100			100	5 MO S/L	100	0
2097	BEDS--FP	4/30/91	1,294			1,294	5 MO S/L	1,294	0
2100	BEDS-- MCCANDLESS	4/30/91	1,469			1,469	5 MO S/L	1,469	0
2102	WINDOW BLINDS--MCCANDLESS	6/30/91	765			765	5 MO S/L	765	0
2106	Cabinet FP	8/20/91	150			150	7 MO S/L	150	0
2107	Shelving FP	7/26/91	150			150	7 MO S/L	150	0
2148	sweeper	11/30/96	162			162	5 MO S/L	162	0
2152	chairs	6/25/98	3,358			3,358	5 MO S/L	3,358	0
2155	DRAPES	10/31/98	3,432			3,432	5 MO S/L	3,432	0
2180	OFFICE EQUIP.	2/17/00	1,500			1,500	5 MO S/L	1,500	0
2182	WASHER	3/02/00	360			360	5 MO S/L	360	0
2191	IKON OFFICE EQUIP.	6/21/01	1,028			1,028	7 MO S/L	1,028	0
2193	PHONE SYSTEM F/P	6/21/01	2,882			2,882	7 MO S/L	2,882	0
2199	EQUIP. AND FURNITURE	7/06/00	1,677			1,677	7 MO S/L	1,677	0
3008	MOBILE RADIOS	7/07/89	3,387			3,387	10 MO S/L	3,387	0
3009	PORTABLE RADIOS (3)	7/07/89	2,088			2,088	5 MO S/L	2,088	0
3015	MOBILE RADIO	8/17/90	1,505			1,505	10 MO S/L	1,505	0
3017	MOBILE RADIOS	7/02/91	1,162			1,162	10 MO S/L	1,162	0
3018	PORTABLE RADIO	7/03/91	736			736	5 MO S/L	736	0
3019	SUCTION	7/29/92	1,038			1,038	10 MO S/L	1,038	0
3020	MISCELLANEOUS EQUIPMENT	6/30/93	1,746			1,746	3 MO S/L	1,746	0
3021	REEVES	7/01/92	151			151	3 MO S/L	151	0
3022	BACKBOARDS	7/01/92	510			510	3 MO S/L	510	0
3023	6 IMMOBILIZERS	7/01/92	234			234	3 MO S/L	234	0
3024	SCOOP	7/01/92	167			167	3 MO S/L	167	0
3028	4 KEDS	7/01/92	252			252	3 MO S/L	252	0
3029	2 IMMOBILIZERS	6/30/93	87			87	3 MO S/L	87	0
3031	3 FIRE HELMETS	3/04/94	165			165	3 MO S/L	165	0
3032	5 BINOCULARS	2/16/94	160			160	3 MO S/L	160	0
3034	KED BOARD	2/17/94	177			177	3 MO S/L	177	0
3035	5 HEAD IMMOBILIZERS	2/17/94	218			218	3 MO S/L	218	0
3040	5 PORTABLE LIGHTS	2/23/94	223			223	3 MO S/L	223	0
3041	BACKBOARD	2/20/94	108			108	3 MO S/L	108	0
3043	5 RADIOS	6/30/94	6,037			6,037	5 MO S/L	6,037	0
3149	5 MOBILE RADIO-GRANT MON.	4/15/99	2,202			2,202	5 MO S/L	2,202	0
3150	PORTABLES	5/15/99	4,462			4,462	5 MO S/L	4,462	0

Federal Asset Report

sales

Asset	Description	Date In Service	Cost	Bus %	Sec 179	Sec Bonus	Basis for Depr	PerConv Meth	Prior	Current
3155	STRETCHER	7/06/00	2,279				2,279	5 MO S/L	2,279	0
6001	BUILDING	10/01/79	225,662				225,662	50 MO S/L	182,581	4,514
6002	KITCHEN	7/01/80	4,905				4,905	50 MO S/L	3,906	98
6003	DONATED SLIDING DOORS	1/01/81	1,400				1,400	50 MO S/L	1,104	28
6004	MECHANICS ROOM	3/01/81	531				531	50 MO S/L	422	10
6006	ALUMINUM FLAG POLE	6/12/87	1,095				1,095	12 MO S/L	1,095	0
6008	CEILING TILE	10/02/90	557				557	10 MO S/L	557	0
6009	Cap. Lease FP Station	6/30/91	143,098				143,098	50 MO S/L	87,290	2,862
6010	L. I. FP Station	6/30/91	67,025				67,025	50 MO S/L	40,890	1,341
6011	PARKING LOT	6/30/93	7,456				7,456	10 MO S/L	7,456	0
6012	FURNACE	11/30/94	1,083				1,083	15 MO S/L	1,083	0
6013	ROOF	6/30/95	32,555				32,555	10 MO S/L	32,555	0
6014	garage door	8/06/96	814				814	10 MO S/L	814	0
6015	architect	6/30/97	16,135				16,135	50 MO S/L	7,907	323
6016	BLDG. ADDITION/RENOVATE	10/15/98	433,991				433,991	50 MO S/L	201,806	8,680
6017	GARAGE DOORS	2/01/99	5,808				5,808	10 MO S/L	5,808	0
6021	DOOR	9/16/99	368				368	5 MO S/L	368	0
6025	BATHROOM REMODEL	5/07/01	3,600				3,600	20 MO S/L	3,600	0
6026	PAINTING AND TILE WORK	5/07/01	2,900				2,900	25 MO S/L	2,397	116
8015	Jet Direct Print Server	2/28/02	331				331	5 MO S/L	331	0
8016	microwave m/b	2/28/02	120				120	5 MO S/L	120	0
8017	dishwasher s/b	2/28/02	345				345	5 MO S/L	345	0
8019	mc/visa machine	2/28/02	285				285	5 MO S/L	285	0
8021	stove f/p	3/28/02	403				403	5 MO S/L	403	0
8023	aed trainer	4/11/02	295				295	5 MO S/L	295	0
8025	fireproof cabinet	6/06/02	1,063				1,063	7 MO S/L	1,063	0
8026	file cabinet	6/06/02	660				660	7 MO S/L	660	0
8027	ten chairs	6/20/02	3,224				3,224	10 MO S/L	3,224	0
8028	two stretchers	6/20/02	2,668				2,668	5 MO S/L	2,668	0
8029	pulse ox with caSE	6/20/02	297				297	5 MO S/L	297	0
8030	BRASS REGULATORS	6/20/02	345				345	5 MO S/L	345	0
8031	FIVE REEVES STRETCHERS	6/20/02	454				454	5 MO S/L	454	0
8032	SIX HEAD IMMOBILERS	6/20/02	316				316	5 MO S/L	316	0
8033	FOUR SETS PADDED BOARD SPLINTS	6/20/02	73				73	5 MO S/L	73	0
8034	SIX SETS SPIDER STRAPS	6/20/02	298				298	5 MO S/L	298	0
8036	6TH USER FOR AIM	6/20/02	695				695	5 MO S/L	695	0
8037	FOLDING BACK BOARD	6/30/02	116				116	5 MO S/L	116	0
8038	STRETCHER	6/30/02	1,317				1,317	5 MO S/L	1,317	0
8039	FIVE DIAL FLOW METER	6/30/02	101				101	5 MO S/L	101	0
8040	PADDED BOARD SPLINT	6/30/02	37				37	5 MO S/L	37	0
8041	TWO RESTRAINT SYSTEMS	6/30/02	850				850	5 MO S/L	850	0
8044	medical equip.	6/30/02	2,689				2,689	5 MO S/L	2,689	0
8048	radios & install 131	11/14/01	3,605				3,605	5 MO S/L	3,605	0
8049	radio & install 135	11/14/01	3,540				3,540	5 MO S/L	3,540	0
8052	KITCHEN REMODLE	9/26/02	8,926				8,926	20 MO S/L	8,591	335
8053	HON OFFICE FURNITURE	10/01/02	6,466				6,466	5 MO S/L	6,466	0
8054	PANIC DOOR	10/01/02	1,950				1,950	10 MO S/L	1,950	0
8058	GAS RANGE MAIN BASE	2/01/03	408				408	5 MO S/L	408	0
8059	3 first responder bags	4/21/03	334				334	5 MO S/L	334	0
8060	5 GATOR CASES	4/21/03	888				888	5 MO S/L	888	0
8061	4 IV POLES	5/02/03	694				694	5 MO S/L	694	0
8062	5 THERMOSCAN	4/26/03	702				702	5 MO S/L	702	0
8063	1 STRETCHER	6/30/03	2,622				2,622	5 MO S/L	2,622	0
8064	4 PORTABLE NITROS OX. SYST./REDU	6/30/03	3,450				3,450	5 MO S/L	3,450	0
8068	A/C UNIT FRANKLIN PARK	5/31/04	2,450				2,450	10 MO S/L	2,450	0
8073	KEYBOARD STAND	5/01/04	748				748	5 MO S/L	748	0
8074	DISHWASHER	11/01/03	500				500	5 MO S/L	500	0
8075	5 wheelchairs	6/30/04	10,030				10,030	5 MO S/L	10,030	0
8076	RADIOS	6/30/04	2,166				2,166	5 MO S/L	2,166	0
8077	RADIO 134 /INSTALLATION	9/15/03	697				697	5 MO S/L	697	0
8078	RADIOS PGH COMMUNICATION	4/01/04	2,426				2,426	5 MO S/L	2,426	0
8079	Splint Sets	6/30/04	3,328				3,328	5 MO S/L	3,328	0
8085	1 bi-PHASIC FIELD UPGRADFE	9/09/04	1,937				1,937	5 MO S/L	1,937	0
8086	1 BI-PHASIC FIELD UPGRADE	9/09/04	1,937				1,937	5 MO S/L	1,937	0
8087	1 BI-PHASIC FIELD UPGRADE	9/09/04	1,936				1,936	5 MO S/L	1,936	0
8088	1 ADULT MANIKIN	10/07/04	8,579				8,579	5 MO S/L	8,579	0
8089	Hutch, tack board, light (Justin)	12/02/04	347				347	5 MO S/L	347	0
8090	AED & ACCESSORIES	8/12/04	2,798				2,798	5 MO S/L	2,798	0
8091	AED & ACCESSORIES	8/12/04	2,620				2,620	5 MO S/L	2,620	0
8092	AED & ACCESSORIES	8/12/04	2,620				2,620	5 MO S/L	2,620	0
8093	AED TRAINING	9/01/04	389				389	5 MO S/L	389	0
8094	FOCS ADULT INTUBATION KIT	5/01/05	405				405	5 MO S/L	405	0

Federal Asset Report

sales

Asset	Description	Date In Service	Cost	Bus %	Sec 179B	Sec Bonus	Basis for Depr	PerConv Meth	Prior	Current
8095	FOCS ADULT INTUBATION KIT	5/05/05	405				405	5 MO S/L	405	0
8096	FOCS ADULT INTUBATION KIT	5/05/05	405				405	5 MO S/L	405	0
8097	FOCS ADULT INTUBATION KIT	5/05/05	405				405	5 MO S/L	405	0
8098	FOCS ADULT INTUBATION KIT	5/05/05	405				405	5 MO S/L	405	0
8099	5 FOCS Fiberoptic Pediatric Intubation Kit	5/05/05	2,414				2,414	5 MO S/L	2,414	0
8100	5 s-Scort2 Portable Suction Units	5/19/05	2,616				2,616	5 MO S/L	2,616	0
8101	5 lsp Pediatric Board with Case	6/15/05	1,369				1,369	5 MO S/L	1,369	0
8102	Software upgrades	4/21/05	3,197				3,197	5 MO S/L	3,197	0
8103	Server	4/21/05	1,935				1,935	5 MO S/L	1,935	0
8104	memory upgrades	4/21/05	615				615	2 MO S/L	615	0
8105	memory upgrades	4/21/05	454				454	2 MO S/L	454	0
8106	back up software for server	4/21/05	505				505	2 MO S/L	505	0
8107	cost to install upgrades	4/21/05	2,097				2,097	2 MO S/L	2,097	0
8108	server cabinet	6/02/05	1,277				1,277	5 MO S/L	1,277	0
8110	Costs of server set up	6/16/05	3,450				3,450	3 MO S/L	3,450	0
8112	server port switch	6/02/05	119				119	3 MO S/L	119	0
8113	land improve	7/15/80	39,606				39,606	0 -- Land	0	0
8117	radio for #137	7/20/05	2,242				2,242	7 MO S/L	2,242	0
8118	Gas Range	7/04/05	508				508	7 MO S/L	508	0
8119	Washing Machine	7/04/05	1,275				1,275	7 MO S/L	1,275	0
8120	Dryer	7/04/05	945				945	7 MO S/L	945	0
8121	LP 12 Holder	9/09/05	425				425	7 MO S/L	425	0
8122	8 File cabinets	11/18/05	1,492				1,492	7 MO S/L	1,492	0
8123	2 Fire Proof cabinets	11/18/05	1,650				1,650	7 MO S/L	1,650	0
8124	Chairs (2)	11/18/05	242				242	7 MO S/L	242	0
8125	4 Highback chairs	12/23/05	1,204				1,204	7 MO S/L	1,204	0
8126	26 Protective Gear (Net of Grant)	2/06/06	2,758				2,758	7 MO S/L	2,758	0
8127	3 Protective Gear	4/25/06	2,610				2,610	7 MO S/L	2,610	0
8128	Antivirus Software	2/09/06	1,374				1,374	7 MO S/L	1,374	0
8130	1 Latitude	5/05/06	1,851				1,851	7 MO S/L	1,851	0
8131	Workstation	6/08/06	570				570	7 MO S/L	570	0
8133	LP12 Monitor/Defibrillator	9/29/05	16,440				16,440	7 MO S/L	16,440	0
8134	LP 12 Batteries	8/11/05	470				470	7 MO S/L	470	0
8135	Protective Gear	2/06/06	10,000				10,000	7 MO S/L	10,000	0
8136	5 Portable Radios	2/15/06	3,762				3,762	7 MO S/L	3,762	0
8137	Nitronox Delivery System	1/19/06	2,192				2,192	7 MO S/L	2,192	0
8138	5 Full Body Mattresses	1/20/06	1,789				1,789	7 MO S/L	1,789	0
8139	1 LSP Auto Vent	1/20/06	1,431				1,431	7 MO S/L	1,431	0
8140	Traffic Safety Cones	1/20/06	410				410	7 MO S/L	410	0
8141	EP 506 Spider Straps	1/20/06	278				278	7 MO S/L	278	0
8142	Pro-Lite Backboards	1/27/06	892				892	7 MO S/L	892	0
8143	5 Head immobilizers	2/13/06	338				338	7 MO S/L	338	0
8144	Computer equip.	6/15/06	236				236	7 MO S/L	236	0
8145	Grant Received	1/01/06	-14,980				-14,980	5 MO S/L	-14,980	0
8148	Hanging Heater	10/02/06	1,500				1,500	7 MO S/L	1,500	0
8149	8 Portable Radios	11/13/06	5,874				5,874	5 MO S/L	5,874	0
8150	5 manakin	11/29/06	1,113				1,113	3 MO S/L	1,113	0
8151	2 AED Trainers	12/27/06	428				428	3 MO S/L	428	0
8153	Garage Door Openers	2/23/07	4,870				4,870	5 MO S/L	4,870	0
8154	Postage meter	6/28/07	3,431				3,431	5 MO S/L	3,431	0
8155	CMC Water Reque Bag Set	12/27/06	295				295	3 MO S/L	295	0
8156	10 Head Immobilizer	12/27/06	620				620	3 MO S/L	620	0
8157	precision flowmeter	12/27/06	210				210	3 MO S/L	210	0
8158	O2 Regulator	12/27/06	785				785	3 MO S/L	785	0
8159	computer equipm	12/27/06	6,625				6,625	3 MO S/L	6,625	0
8161	Fire Quip. Suit	4/20/07	1,023				1,023	3 MO S/L	1,023	0
8162	Grant Recieved	12/27/06	-6,295				-6,295	5 MO S/L	-6,295	0
8167	3 Wheelchairs	9/20/07	741				741	3 MO S/L	741	0
8168	Extra Wide wheelchair	9/20/07	495				495	3 MO S/L	495	0
8169	10 io Needles	3/20/08	998				998	3 MO S/L	998	0
8170	2 Stryker Stretchers	3/20/08	8,783				8,783	7 MO S/L	8,783	0
8171	5 Pulse OX's with Case	5/01/08	3,121				3,121	5 MO S/L	3,121	0
8172	4 Stryker Floor Mount Kits	5/15/08	2,280				2,280	7 MO S/L	2,280	0
8173	1 AED	5/29/08	1,621				1,621	5 MO S/L	1,621	0
8174	Laser Jet Printer	6/26/08	550				550	5 MO S/L	550	0
8175	1 Stryker Stretcher	4/03/08	500				500	5 MO S/L	500	0
8176	2 CPAP Units	1/10/08	1,950				1,950	7 MO S/L	1,950	0
8177	2 Stryker Stretchers	1/24/08	8,783				8,783	7 MO S/L	8,783	0
8178	io Drills and Cases	1/24/08	1,050				1,050	7 MO S/L	1,050	0
8179	EMSOF Grant Received	1/15/08	-5,632				-5,632	7 MO S/L	-5,632	0
8181	Network Switching System	6/30/08	2,170				2,170	4 MO S/L	2,170	0
8182	Internet Firewall System	6/30/08	3,265				3,265	4 MO S/L	3,265	0

Federal Asset Report

sales

Asset	Description	Date In Service	Cost	Bus %	Sec 179B	Sec Bonus	Basis for Depr	PerConv Meth	Prior	Current
8188	SOFTWARE	10/30/08	1,640				1,640	5 MO S/L	1,640	0
8189	2 POWER ADAPTORS FOR LP	12/11/08	1,596				1,596	5 MO S/L	1,596	0
8190	HP LASER JET PRINTERS	3/19/09	740				740	3 MO S/L	740	0
8191	GENERATOR	5/14/09	38,669				38,669	5 MO S/L	38,669	0
8192	GPS SYSTEMS	5/14/09	795				795	5 MO S/L	795	0
8193	EXHAUST SYSTEM	5/14/09	27,085				27,085	7 MO S/L	27,085	0
8194	PHONE SYSTEM	4/30/09	9,300				9,300	5 MO S/L	9,300	0
8195	BASE RADIO	6/25/09	4,452				4,452	5 MO S/L	4,452	0
8196	TAPE BACK UP	6/25/09	810				810	5 MO S/L	810	0
8197	Medical Supplies	1/08/09	4,148				4,148	5 MO S/L	4,148	0
8198	GPS SYSTEMS	2/19/09	1,985				1,985	5 MO S/L	1,985	0
8199	RESCUE UNIFORM	3/19/09	965				965	5 MO S/L	965	0
8200	KODE VESTS	5/14/09	271				271	5 MO S/L	271	0
8201	GRANT RECEIVED	6/30/09	-3,781				-3,781	5 MO S/L	-3,781	0
8202	RADIO-NEW VEHICLES	6/30/09	1,717				1,717	5 MO S/L	1,717	0
8204	Chevrons for 136	11/25/09	450				450	3 MO S/L	450	0
8205	5 traction splints	1/07/10	525				525	3 MO S/L	525	0
8206	2 long back boards	1/07/10	312				312	3 MO S/L	312	0
8207	6 Head Immobilizers	1/07/10	391				391	3 MO S/L	391	0
8208	5 amb. cots	1/07/10	2,404				2,404	3 MO S/L	2,404	0
8209	5 Restraint straps	1/07/10	330				330	3 MO S/L	330	0
8210	5 short boards	1/07/10	401				401	3 MO S/L	401	0
8211	5 large patient, movers	1/07/10	1,093				1,093	3 MO S/L	1,093	0
8212	1 Stair Chair	1/21/10	2,589				2,589	3 MO S/L	2,589	0
8214	Radio for 138	10/15/09	540				540	5 MO S/L	540	0
8215	Radio for 132-4	10/15/09	300				300	5 MO S/L	300	0
8216	Ambulance #136	11/25/09	125,190				125,190	7 MO S/L	125,190	0
8217	Radio for 136	12/23/09	603				603	7 MO S/L	603	0
8218	Ambulance #137	6/10/10	126,488				126,488	7 MO S/L	126,488	0
8219	Radio for #137	6/30/10	493				493	7 MO S/L	493	0
8220	Refrigerator (McCandless)	3/04/10	1,065				1,065	7 MO S/L	1,065	0
8221	3 Mobile Radios for WCV	3/04/10	5,155				5,155	7 MO S/L	5,155	0
8222	Grant Received	6/30/10	-4,173				-4,173	5 MO S/L	-4,173	0
8223	land	10/01/79	144,000				144,000	0 -- Land	0	0
8224	PARKING LOT PAVING	9/15/10	13,000				13,000	39 MO S/L	3,778	333
8225	2 DUAL VISION CAMERAS	2/03/11	1,498				1,498	5 MO S/L	1,498	0
8226	2 VENTILLATORS/CASES	3/03/11	10,070				10,070	5 MO S/L	10,070	0
8227	8 DUAL VISION CAMERAS	2/03/11	5,958				5,958	5 MO S/L	5,958	0
8228	AED & CASE	3/01/11	1,127				1,127	5 MO S/L	1,127	0
8230	Grant Money Received	4/30/11	-4,424				-4,424	5 MO S/L	-4,424	0
8231	5 Computers	2/16/12	6,149				6,149	5 MO S/L	6,149	0
8232	5 Lap Tops	3/01/12	4,431				4,431	5 MO S/L	4,431	0
8233	Computer Equip	6/21/12	6,523				6,523	5 MO S/L	6,523	0
8234	3 Pulse OX's	4/12/12	10,781				10,781	5 MO S/L	10,781	0
8235	6 computers	3/01/12	6,090				6,090	5 MO S/L	6,090	0
8236	Laptop	3/01/12	775				775	5 MO S/L	775	0
8237	Mouting Bracket	6/21/12	1,295				1,295	5 MO S/L	1,295	0
8238	sonic walls & Install	6/30/12	3,268				3,268	5 MO S/L	3,268	0
8239	Filter Packs	6/30/12	2,088				2,088	5 MO S/L	2,088	0
8240	Carpet	6/30/12	4,248				4,248	5 MO S/L	4,248	0
8241	computer equip	6/30/12	1,331				1,331	3 MO S/L	1,331	0
8242	compuer Equip. (Grant Purchase)	6/30/12	1,969				1,969	5 MO S/L	1,969	0
8243	Computer Equip. (Staples)	6/30/12	1,359				1,359	5 MO S/L	1,359	0
8244	NetGear & Installation	6/30/12	394				394	5 MO S/L	394	0
8245	Monitors & Bracketts	6/30/12	51,622				51,622	5 MO S/L	51,622	0
Sold/Scrapped: 12/20/22										
8246	Furniture For SubBase	6/30/12	1,144				1,144	5 MO S/L	1,144	0
8247	EMSI GRANT	6/30/12	-4,997				-4,997	5 MO S/L	-4,997	0
8248	1 CO Oximiter	2/15/13	3,846				3,846	5 MO S/L	3,846	0
8249	5 Computers	3/01/13	5,108				5,108	5 MO S/L	5,108	0
8250	Office WALL	5/25/13	3,108				3,108	20 MO S/L	1,334	155
8251	CARPET	6/30/13	7,988				7,988	20 MO S/L	3,395	399
8252	MOBILE/BASE RADIOS	1/20/13	2,916				2,916	5 MO S/L	2,916	0
8253	132.2 RADIO	6/30/13	247				247	5 MO S/L	247	0
8254	1 CO Oximiter	2/15/13	3,845				3,845	5 MO S/L	3,845	0
8255	4 WHEELCHAIRS	4/01/13	1,132				1,132	3 MO S/L	1,132	0
8257	LAP TOP	3/15/13	871				871	5 MO S/L	871	0
8258	COPIER	5/09/13	4,799				4,799	5 MO S/L	4,799	0
8259	TELEPHONE WIRING	6/10/13	1,527				1,527	10 MO S/L	1,311	152
8260	SERVER	6/30/13	15,412				15,412	5 MO S/L	15,412	0
8261	Grant Money	6/30/13	-3,254				-3,254	5 MO S/L	-3,254	0
8262	2 couches	5/15/13	1,688				1,688	5 MO S/L	1,688	0

Federal Asset Report

sales

Asset	Description	Date In Service	Cost	Bus %	Sec 179	Basis for Depr	PerConv Meth	Prior	Current
8263	countertops & shelves	6/30/13	2,549			2,549	10 MO S/L	2,167	255
8264	computer hardware	6/30/13	2,751			2,751	5 MO S/L	2,751	0
8265	Toyota 132-1	6/17/14	43,069			43,069	7 MO S/L	43,069	0
8267	radio for #134	8/29/13	337			337	5 MO S/L	337	0
8268	Telephone Wiring Main Build	8/29/13	1,212			1,212	15 MO S/L	673	81
8269	Carpet	9/12/13	1,400			1,400	15 MO S/L	778	93
8270	Building/Improve	6/19/14	890			890	15 MO S/L	445	59
8271	Computer	8/15/13	1,512			1,512	3 MO S/L	1,512	0
8272	computer	11/15/13	10,531			10,531	5 MO S/L	10,531	0
8273	file cabinets	9/26/13	1,059			1,059	5 MO S/L	1,059	0
8274	Server Room A/C	1/16/14	5,995			5,995	5 MO S/L	5,995	0
8275	computer	9/26/13	1,046			1,046	3 MO S/L	1,046	0
8276	computer	10/31/13	1,249			1,249	3 MO S/L	1,249	0
8277	computer	12/31/13	1,485			1,485	3 MO S/L	1,485	0
8278	computer	2/13/14	1,046			1,046	3 MO S/L	1,046	0
8279	3 wireless modems	5/12/14	3,950			3,950	3 MO S/L	3,950	0
8280	2 fax/printers	6/20/14	2,590			2,590	5 MO S/L	2,590	0
8281	EMSI Grant	6/30/14	-1,975			-1,975	5 MO S/L	-1,975	0
8282	Unit 139	8/31/14	8,864			8,864	3 MO S/L	8,864	0
8283	Unit 132	7/31/14	3,890			3,890	3 MO S/L	3,890	0
8284	Unit 135	8/31/14	110,854			110,854	7 MO S/L	110,854	0
8285	ice Machine	7/31/14	875			875	10 MO S/L	649	87
8286	water fountain	9/11/14	687			687	10 MO S/L	503	69
8287	TV	12/31/14	498			498	7 MO S/L	498	0
8288	emergency equip NeT EMSI	2/28/15	2,034			2,034	5 MO S/L	2,034	0
8289	6 Cradle Points	3/24/16	6,044			6,044	5 MO S/L	6,044	0
8290	6 Laryngoscopes	4/21/16	7,310			7,310	5 MO S/L	7,310	0
8291	computers & monitors	11/05/15	1,533			1,533	3 MO S/L	1,533	0
8292	7 microsoft tablets, etc	12/15/15	8,819			8,819	3 MO S/L	8,819	0
8294	New Unit #138	9/01/15	119,937			119,937	7 MO S/L	108,390	11,547
Sold/Scrapped: 12/22/22									
8295	recliners	7/30/15	774			774	10 MO S/L	497	77
8296	Television	7/30/15	295			295	7 MO S/L	270	25
8297	WC Van 132-5	9/15/16	45,971			45,971	7 MO S/L	35,026	6,567
8298	Rechassied 137	10/15/16	119,968			119,968	7 MO S/L	89,976	17,138
8299	rechassied 136	6/20/17	123,643			123,643	7 MO S/L	79,485	17,663
8300	RADIO FOR 132-5	9/15/16	450			450	5 MO S/L	450	0
8301	PRINTER/SCANNER/FAX	12/15/16	1,295			1,295	5 MO S/L	1,295	0
8302	TELEPHONES FOR 133	12/15/16	160			160	5 MO S/L	160	0
8303	RADIO FOR 133	12/29/16	890			890	5 MO S/L	890	0
8304	COMPUTER SET UP 133	11/30/16	6,199			6,199	5 MO S/L	6,199	0
8305	COMPUTER SET UP FOR 133	3/15/17	2,918			2,918	5 MO S/L	2,821	97
8306	2 DISHWASHERS	10/06/16	812			812	5 MO S/L	812	0
8307	6 MATTRESSES	12/29/16	2,040			2,040	5 MO S/L	2,040	0
8308	DIGITAL PULSE OXIMETER	2/09/17	678			678	5 MO S/L	667	11
8309	MANNEQUIN	3/09/17	731			731	5 MO S/L	707	24
8310	TABLET	5/04/17	270			270	5 MO S/L	252	18
8311	AUTOMATIC COMPRESSION DEVICES	6/01/17	15,532			15,532	5 MO S/L	14,238	1,294
8312	Invalid Coach 132-3	1/31/18	47,945			47,945	7 MO S/L	26,826	6,850
8313	equipment	9/01/17	2,289			2,289	3 MO S/L	2,289	0
8314	Laptops, etc	5/31/18	14,412			14,412	3 MO S/L	14,412	0
8315	Counter/Shelf	9/15/17	396			396	7 MO S/L	245	57
8316	computer equip	3/15/18	4,316			4,316	3 MO S/L	4,316	0
8317	refrigeratorFrk. PK	5/03/18	424			424	5 MO S/L	311	85
8318	Postage Machine	5/03/18	3,591			3,591	5 MO S/L	2,633	719
8319	CPR Device /HSchein	6/01/18	9,068			9,068	5 MO S/L	6,499	1,813
8320	computer equip	6/30/18	652			652	3 MO S/L	652	0
8321	Color Printer	6/30/18	583			583	3 MO S/L	583	0
8322	Radio Install Unit 132-3	8/09/18	262			262	5 MO S/L	179	52
8323	New Flooring	5/02/19	1,340			1,340	5 MO S/L	715	268
8324	10 Binder Lifts/Bags	8/09/18	7,078			7,078	3 MO S/L	7,078	0
8325	21 Survival Armor	3/21/19	13,965			13,965	3 MO S/L	12,801	1,164
8326	Furniture Deposit	6/30/19	20			20	5 MO S/L	10	4
8327	FP Counter Top	3/21/19	1,348			1,348	7 MO S/L	530	192
8328	Clothes Dryer/Frk. Park	3/07/19	529			529	5 MO S/L	300	106
8329	FP Furnace	3/07/19	2,385			2,385	7 MO S/L	965	341
8330	Replace #134 Chassi	1/31/20	138,067			138,067	7 MO S/L	37,804	19,724
8331	Furniture	8/16/19	5,092			5,092	7 MO S/L	1,697	728
8332	11 Radios	10/01/19	9,872			9,872	7 MO S/L	3,173	1,410
8333	Projector/ Screen Etc	4/01/20	5,423			5,423	7 MO S/L	1,356	774
8334	LED Lighting	3/01/20	12,970			12,970	20 MO S/L	1,189	648
8335	Heart Monitors	1/15/20	290,150			290,150	7 MO S/L	82,900	41,450

Federal Asset Report

sales

Asset	Description	Date In Service	Cost	Bus %	Sec 179B	Basis for Depr	PerConv Meth	Prior	Current
8336	Stretchers	1/15/20	38,375			38,375	7 MO S/L	10,964	5,482
8337	Recliner Wexford	7/15/20	1,035			1,035	7 MO S/L	222	148
8338	Recline Wexford	7/15/20	1,035			1,035	7 MO S/L	222	148
8339	vehicle Cameras (10)	10/15/20	9,150			9,150	3 MO S/L	3,813	3,050
8340	Telecomm Equipment	8/31/21	7,375			7,375	3 MO S/L	1,020	2,458
8341	Lefcon Computer Equipment	10/12/21	12,222			12,222	3 MO S/L	1,019	4,074
8342	Laptop Model 1015	12/18/21	1,088			1,088	3 MO S/L	0	363
8343	Washing Machine	1/31/21	709			709	7 MO S/L	0	101
8344	Emergency Equipmen	8/15/22	17,971			17,971	7 MO S/L	0	1,070
8345	Furn & Equip	1/15/22	5,486			5,486	7 MO S/L	0	784
8346	Furn & Equip	2/15/22	5,868			5,868	7 MO S/L	0	768
8347	Furn & Equip	3/15/22	3,978			3,978	7 MO S/L	0	474
8348	Furn & Equip	4/15/22	14,054			14,054	7 MO S/L	0	1,506
8349	Furn & Equipm	5/15/22	15,100			15,100	7 MO S/L	0	1,438
8350	Furn & Equip	6/15/22	9,712			9,712	7 MO S/L	0	809
8351	Computer Equip	4/15/22	2,794			2,794	5 MO S/L	0	419
8352	Computer Equip	5/15/22	6,681			6,681	5 MO S/L	0	891
8353	Computer Equip	6/15/22	5,577			5,577	5 MO S/L	0	651
8354	Computer Equip	7/15/22	14,622			14,622	5 MO S/L	0	1,462
8355	Computer Equip	8/15/22	2,930			2,930	5 MO S/L	0	244
8356	Operation Ctr.	7/15/22	3,932			3,932	7 MO S/L	0	281
8357	Ambulance	8/15/22	276,171			276,171	7 MO S/L	0	16,439
8358	Bldg. McCandless	4/15/22	1,140			1,140	20 MO S/L	0	43
8359	Blg. McCandless	7/15/22	1,875			1,875	20 MO S/L	0	47
8360	Bldg. McCandless	8/15/22	8,219			8,219	20 MO S/L	0	171
8361	Leasehold Imp. FP	3/15/22	2,778			2,778	20 MO S/L	0	116
8362	Leasehold Imp. FP	4/15/22	5,174			5,174	20 MO S/L	0	194
8363	Leasehold Imp. FP	7/15/22	2,792			2,792	20 MO S/L	0	70
8364	VOIP Implement	8/15/22	3,205			3,205	10 MO S/L	0	134
8365	Furnace/AC	9/15/22	8,890			8,890	15 MO S/L	0	198
8366	6 Radios	10/15/22	20,417			20,417	5 MO S/L	0	1,021
8367	2015 Explorer SUV	10/15/22	1,400			1,400	3 MO S/L	0	117
8368	Roof	11/30/22	82,263			82,263	40 MO S/L	0	171
8369	AED's (5)	11/30/22	7,941			7,941	7 MO S/L	0	95
8370	Stryker Equip	11/25/22	19,885			19,885	7 MO S/L	0	237
8371	Stryker MOnitor	12/20/22	34,520			34,520	7 MO S/L	0	0
8372	Stryker MOnitor	12/20/22	34,520			34,520	7 MO S/L	0	0
8373	stryker Monitor	12/20/22	34,520			34,520	7 MO S/L	0	0
8374	Ambuman Mannequin	12/14/22	11,482			11,482	7 MO S/L	0	137
Total Other Depreciation			<u>3,998,475</u>			<u>3,998,475</u>		<u>2,248,259</u>	<u>196,647</u>
Total ACRS and Other Depreciation			<u>3,998,475</u>			<u>3,998,475</u>		<u>2,248,259</u>	<u>196,647</u>
Listed Property:									
1247	MED. EQUIP. PHYSIO CONT	4/12/01	<u>11,734</u>			<u>11,734</u>	7 MO S/L	<u>11,734</u>	<u>0</u>
			<u>11,734</u>			<u>11,734</u>		<u>11,734</u>	<u>0</u>
Grand Totals			4,010,209			4,010,209		2,259,993	196,647
Less: Dispositions and Transfers			171,559			171,559		160,012	11,547
Less: Start-up/Org Expense			0			0		0	0
Net Grand Totals			<u>3,838,650</u>			<u>3,838,650</u>		<u>2,099,981</u>	<u>185,100</u>

State Asset Report

sales

Asset	Description	Date In Service	Cost	Basis for Depr	State Prior	State Current	Federal Current	Difference Fed - State
Prior MACRS:								
8224	PARKING LOT PAVING	9/15/10	13,000	13,000	3,764	333	333	0
			13,000	13,000	3,764	333	333	0
Other Depreciation:								
1	COMPUTER ACCESSORIES	12/23/99	0	0	0	0	0	0
619	DOOR	8/05/99	0	0	0	0	0	0
1164	PROTECTIVE COATS	6/09/89	0	0	0	0	0	0
1166	PROTECTIVE HELMETS	7/21/89	0	0	0	0	0	0
1169	METAL LOCKERS	2/02/90	0	0	0	0	0	0
1186	REEVES STRETCHER	3/02/90	0	0	0	0	0	0
1187	REEVES STRETCHER	3/02/90	0	0	0	0	0	0
1188	REEVES STRETCHER	3/16/90	0	0	0	0	0	0
1189	REEVES STRETCHER	3/16/90	0	0	0	0	0	0
1195	SCOOP STRETCHER	3/30/90	0	0	0	0	0	0
1198	HELMETS	8/31/90	0	0	0	0	0	0
1199	BACKBOARDS	8/31/90	0	0	0	0	0	0
1202	Vehicle Jack	12/18/91	0	0	0	0	0	0
1206	head immobilizer	4/29/97	0	0	0	0	0	0
1207	fermo. vacuum.	4/29/97	0	0	0	0	0	0
1214	turnout gear	9/04/97	0	0	0	0	0	0
1216	bunker pants	10/01/97	0	0	0	0	0	0
1231	1 MOBILE RADIO	4/15/99	0	0	0	0	0	0
1234	3 LIFE PACK MONITORS	5/31/99	0	0	0	0	0	0
1237	COMMUNICATION EQUIP.	7/08/99	0	0	0	0	0	0
1240	RADIOS	11/10/99	0	0	0	0	0	0
1250	Q'STRAIT SYSTEM	3/01/01	0	0	0	0	0	0
1252	physio control	6/30/01	0	0	0	0	0	0
1259	dryer	6/30/01	0	0	0	0	0	0
2012	2 SHOWER DOORS	10/01/79	0	0	0	0	0	0
2017	BUILDING SIGN	7/01/80	0	0	0	0	0	0
2022	RANGE HOOD	3/01/82	0	0	0	0	0	0
2045	ELECTRONIC IBM TYPEWRITER	4/17/87	0	0	0	0	0	0
2079	PRINTER STAND	11/23/90	0	0	0	0	0	0
2083	DISHWASHER	1/31/91	0	0	0	0	0	0
2088	KITCHEN TABLE & CHAIRS FP	2/28/91	0	0	0	0	0	0
2092	GENERATOR--FP	3/31/91	0	0	0	0	0	0
2093	WINDOW BLINDS--MCCAND.	3/31/91	0	0	0	0	0	0
2095	AMPLIFIER--FP	3/31/91	0	0	0	0	0	0
2096	VACUUM SWEEPER--FP	3/31/91	0	0	0	0	0	0
2097	BEDS--FP	4/30/91	0	0	0	0	0	0
2100	BEDS-- MCCANDLESS	4/30/91	0	0	0	0	0	0
2102	WINDOW BLINDS--MCCANDLESS	6/30/91	0	0	0	0	0	0
2106	Cabinet FP	8/20/91	0	0	0	0	0	0
2107	Shelving FP	7/26/91	0	0	0	0	0	0
2148	sweeper	11/30/96	0	0	0	0	0	0
2152	chairs	6/25/98	0	0	0	0	0	0
2155	DRAPES	10/31/98	0	0	0	0	0	0
2180	OFFICE EQUIP.	2/17/00	0	0	0	0	0	0
2182	WASHER	3/02/00	0	0	0	0	0	0
2191	IKON OFFICE EQUIP.	6/21/01	0	0	0	0	0	0
2193	PHONE SYSTEM F/P	6/21/01	0	0	0	0	0	0
2199	EQUIP. AND FURNITURE	7/06/00	0	0	0	0	0	0
3008	MOBILE RADIOS	7/07/89	0	0	0	0	0	0
3009	PORTABLE RADIOS (3)	7/07/89	0	0	0	0	0	0
3015	MOBILE RADIO	8/17/90	0	0	0	0	0	0
3017	MOBILE RADIOS	7/02/91	0	0	0	0	0	0
3018	PORTABLE RADIO	7/03/91	0	0	0	0	0	0
3019	SUCTION	7/29/92	0	0	0	0	0	0
3020	MISCELLANEOUS EQUIPMENT	6/30/93	0	0	0	0	0	0
3021	REEVES	7/01/92	0	0	0	0	0	0
3022	BACKBOARDS	7/01/92	0	0	0	0	0	0
3023	6 IMMOBILIZERS	7/01/92	0	0	0	0	0	0
3024	SCOOP	7/01/92	0	0	0	0	0	0
3028	4 KEDS	7/01/92	0	0	0	0	0	0
3029	2 IMMOBILIZERS	6/30/93	0	0	0	0	0	0
3031	3 FIRE HELMETS	3/04/94	0	0	0	0	0	0
3032	5 BINOCULARS	2/16/94	0	0	0	0	0	0
3034	KED BOARD	2/17/94	0	0	0	0	0	0

State Asset Report

sales

Asset	Description	Date In Service	Cost	Basis for Depr	State Prior	State Current	Federal Current	Difference Fed - State
3035	5 HEAD IMMOBILIZERS	2/17/94	0	0	0	0	0	0
3040	5 PORTABLE LIGHTS	2/23/94	0	0	0	0	0	0
3041	BACKBOARD	2/20/94	0	0	0	0	0	0
3043	5 RADIOS	6/30/94	0	0	0	0	0	0
3149	5 MOBILE RADIO-GRANT MON.	4/15/99	0	0	0	0	0	0
3150	PORTABLES	5/15/99	0	0	0	0	0	0
3155	STRETCHER	7/06/00	0	0	0	0	0	0
6001	BUILDING	10/01/79	0	0	0	0	4,514	4,514
6002	KITCHEN	7/01/80	0	0	0	0	98	98
6003	DONATED SLIDING DOORS	1/01/81	0	0	0	0	28	28
6004	MECHANICS ROOM	3/01/81	0	0	0	0	10	10
6006	ALUMINUM FLAG POLE	6/12/87	0	0	0	0	0	0
6008	CEILING TILE	10/02/90	0	0	0	0	0	0
6009	Cap. Lease FP Station	6/30/91	0	0	0	0	2,862	2,862
6010	L. I. FP Station	6/30/91	0	0	0	0	1,341	1,341
6011	PARKING LOT	6/30/93	0	0	0	0	0	0
6012	FURNACE	11/30/94	0	0	0	0	0	0
6013	ROOF	6/30/95	0	0	0	0	0	0
6014	garage door	8/06/96	0	0	0	0	0	0
6015	architect	6/30/97	0	0	0	0	323	323
6016	BLDG. ADDITION/RENOVATE	10/15/98	0	0	0	0	8,680	8,680
6017	GARAGE DOORS	2/01/99	0	0	0	0	0	0
6021	DOOR	9/16/99	0	0	0	0	0	0
6025	BATHROOM REMODEL	5/07/01	0	0	0	0	0	0
6026	PAINTING AND TILE WORK	5/07/01	0	0	0	0	116	116
8015	Jet Direct Print Server	2/28/02	0	0	0	0	0	0
8016	microwave m/b	2/28/02	0	0	0	0	0	0
8017	dishwasher s/b	2/28/02	0	0	0	0	0	0
8019	mc/visa machine	2/28/02	0	0	0	0	0	0
8021	stove f/p	3/28/02	0	0	0	0	0	0
8023	aed trainer	4/11/02	0	0	0	0	0	0
8025	fireproof cabinet	6/06/02	0	0	0	0	0	0
8026	file cabinet	6/06/02	0	0	0	0	0	0
8027	ten chairs	6/20/02	0	0	0	0	0	0
8028	two stretchers	6/20/02	0	0	0	0	0	0
8029	pulse ox with caSE	6/20/02	0	0	0	0	0	0
8030	BRASS REGULATORS	6/20/02	0	0	0	0	0	0
8031	FIVE REEVES STRETCHERS	6/20/02	0	0	0	0	0	0
8032	SIX HEAD IMMOBILERS	6/20/02	0	0	0	0	0	0
8033	FOUR SETS PADDED BOARD SPLINTS	6/20/02	0	0	0	0	0	0
8034	SIX SETS SPIDER STRAPS	6/20/02	0	0	0	0	0	0
8036	6TH USER FOR AIM	6/20/02	0	0	0	0	0	0
8037	FOLDING BACK BOARD	6/30/02	0	0	0	0	0	0
8038	STRETCHER	6/30/02	0	0	0	0	0	0
8039	FIVE DIAL FLOW METER	6/30/02	0	0	0	0	0	0
8040	PADDED BOARD SPLINT	6/30/02	0	0	0	0	0	0
8041	TWO RESTRAINT SYSTEMS	6/30/02	0	0	0	0	0	0
8044	medical equip.	6/30/02	0	0	0	0	0	0
8048	radios & install 131	11/14/01	0	0	0	0	0	0
8049	radio & install 135	11/14/01	0	0	0	0	0	0
8052	KITCHEN REMODLE	9/26/02	8,926	8,926	8,591	335	335	0
8053	HON OFFICE FURNITURE	10/01/02	6,466	6,466	6,466	0	0	0
8054	PANIC DOOR	10/01/02	1,950	1,950	1,950	0	0	0
8058	GAS RANGE MAIN BASE	2/01/03	408	408	408	0	0	0
8059	3 first responder bags	4/21/03	334	334	334	0	0	0
8060	5 GATOR CASES	4/21/03	888	888	888	0	0	0
8061	4 IV POLES	5/02/03	694	694	694	0	0	0
8062	5 THERMOSCAN	4/26/03	702	702	702	0	0	0
8063	1 STRETCHER	6/30/03	2,622	2,622	2,622	0	0	0
8064	4 PORTABLE NITROS OX. SYST./REDU	6/30/03	3,450	3,450	3,450	0	0	0
8068	A/C UNIT FRANKLIN PARK	5/31/04	0	0	0	0	0	0
8073	KEYBOARD STAND	5/01/04	0	0	0	0	0	0
8074	DISHWASHER	11/01/03	0	0	0	0	0	0
8075	5 wheelchairs	6/30/04	0	0	0	0	0	0
8076	RADIOS	6/30/04	0	0	0	0	0	0
8077	RADIO 134 /INSTALLATION	9/15/03	0	0	0	0	0	0
8078	RADIOS PGH COMMUNICATION	4/01/04	0	0	0	0	0	0
8079	Splint Sets	6/30/04	0	0	0	0	0	0
8085	1 bi-PHASIC FIELD UPGRADFE	9/09/04	0	0	0	0	0	0
8086	1 BI-PHASIC FIELD UPGRADE	9/09/04	0	0	0	0	0	0
8087	1 BI-PHASIC FIELD UPGRADE	9/09/04	0	0	0	0	0	0
8088	1 ADULT MANIKIN	10/07/04	0	0	0	0	0	0

State Asset Report

sales

Asset	Description	Date In Service	Cost	Basis for Depr	State Prior	State Current	Federal Current	Difference Fed - State
8089	Hutch, tack board, light (Justin)	12/02/04	0	0	0	0	0	0
8090	AED & ACCESSORIES	8/12/04	0	0	0	0	0	0
8091	AED & ACCESSORIES	8/12/04	0	0	0	0	0	0
8092	AED & ACCESSORIES	8/12/04	0	0	0	0	0	0
8093	AED TRAINING	9/01/04	0	0	0	0	0	0
8094	FOCS ADULT INTUBATION KIT	5/01/05	0	0	0	0	0	0
8095	FOCS ADULT INTUBATION KIT	5/05/05	0	0	0	0	0	0
8096	FOCS ADULT INTUBATION KIT	5/05/05	0	0	0	0	0	0
8097	FOCS ADULT INTUBATION KIT	5/05/05	0	0	0	0	0	0
8098	FOCS ADULT INTUBATION KIT	5/05/05	0	0	0	0	0	0
8099	5 FOCS Fiberoptic Pediatric Intubation Kit	5/05/05	2,414	2,414	2,414	0	0	0
8100	5 s-Scort2 Portable Suction Units	5/19/05	2,616	2,616	2,616	0	0	0
8101	5 lsp Pediatric Board with Case	6/15/05	1,369	1,369	1,369	0	0	0
8102	Software upgrades	4/21/05	0	0	0	0	0	0
8103	Server	4/21/05	0	0	0	0	0	0
8104	memory upgrades	4/21/05	615	615	615	0	0	0
8105	memory upgrades	4/21/05	454	454	454	0	0	0
8106	back up software for server	4/21/05	505	505	505	0	0	0
8107	cost to install upgrades	4/21/05	2,097	2,097	2,097	0	0	0
8108	server cabinet	6/02/05	1,277	1,277	1,277	0	0	0
8110	Costs of server set up	6/16/05	3,450	3,450	3,450	0	0	0
8112	server port switch	6/02/05	119	119	119	0	0	0
8113	land improve	7/15/80	0	0	0	0	0	0
8117	radio for #137	7/20/05	0	0	0	0	0	0
8118	Gas Range	7/04/05	0	0	0	0	0	0
8119	Washing Machine	7/04/05	0	0	0	0	0	0
8120	Dryer	7/04/05	0	0	0	0	0	0
8121	LP 12 Holder	9/09/05	0	0	0	0	0	0
8122	8 File cabinets	11/18/05	0	0	0	0	0	0
8123	2 Fire Proof cabinets	11/18/05	0	0	0	0	0	0
8124	Chairs (2)	11/18/05	0	0	0	0	0	0
8125	4 Highback chairs	12/23/05	0	0	0	0	0	0
8126	26 Protective Gear (Net of Grant)	2/06/06	0	0	0	0	0	0
8127	3 Protective Gear	4/25/06	0	0	0	0	0	0
8128	Antivirus Software	2/09/06	0	0	0	0	0	0
8130	1 Latitude	5/05/06	0	0	0	0	0	0
8131	Workstation	6/08/06	0	0	0	0	0	0
8133	LP12 Monitor/Defibrillator	9/29/05	0	0	0	0	0	0
8134	LP 12 Batteries	8/11/05	0	0	0	0	0	0
8135	Protective Gear	2/06/06	0	0	0	0	0	0
8136	5 Portable Radios	2/15/06	0	0	0	0	0	0
8137	Nitronox Delivery System	1/19/06	0	0	0	0	0	0
8138	5 Full Body Mattresses	1/20/06	0	0	0	0	0	0
8139	1 LSP Auto Vent	1/20/06	0	0	0	0	0	0
8140	Traffic Safety Cones	1/20/06	0	0	0	0	0	0
8141	EP 506 Spider Straps	1/20/06	0	0	0	0	0	0
8142	Pro-Lite Backboards	1/27/06	0	0	0	0	0	0
8143	5 Head immobilizers	2/13/06	0	0	0	0	0	0
8144	Computer equip.	6/15/06	0	0	0	0	0	0
8145	Grant Received	1/01/06	0	0	0	0	0	0
8148	Hanging Heater	10/02/06	1,500	1,500	1,500	0	0	0
8149	8 Portable Radios	11/13/06	5,874	5,874	5,874	0	0	0
8150	5 manakin	11/29/06	1,113	1,113	1,113	0	0	0
8151	2 AED Trainers	12/27/06	428	428	428	0	0	0
8153	Garage Door Openers	2/23/07	4,870	4,870	4,870	0	0	0
8154	Postage meter	6/28/07	3,431	3,431	3,431	0	0	0
8155	CMC Water Reque Bag Set	12/27/06	295	295	295	0	0	0
8156	10 Head Immobilizer	12/27/06	620	620	620	0	0	0
8157	precision flowmeter	12/27/06	210	210	210	0	0	0
8158	O2 Regulator	12/27/06	785	785	785	0	0	0
8159	computer equipm	12/27/06	6,625	6,625	6,625	0	0	0
8161	Fire Quip. Suit	4/20/07	1,023	1,023	1,023	0	0	0
8162	Grant Recieved	12/27/06	-6,295	-6,295	-6,295	0	0	0
8167	3 Wheelchairs	9/20/07	0	0	0	0	0	0
8168	Extra Wide wheelchair	9/20/07	0	0	0	0	0	0
8169	10 io Needles	3/20/08	0	0	0	0	0	0
8170	2 Stryker Stretchers	3/20/08	0	0	0	0	0	0
8171	5 Pulse OX's with Case	5/01/08	0	0	0	0	0	0
8172	4 Stryker Floor Mount Kits	5/15/08	0	0	0	0	0	0
8173	1 AED	5/29/08	0	0	0	0	0	0
8174	Laser Jet Printer	6/26/08	0	0	0	0	0	0
8175	1 Stryker Stretcher	4/03/08	0	0	0	0	0	0

State Asset Report

sales

Asset	Description	Date In Service	Cost	Basis for Depr	State Prior	State Current	Federal Current	Difference Fed - State
8176	2 CPAP Units	1/10/08	0	0	0	0	0	0
8177	2 Stryker Stretchers	1/24/08	0	0	0	0	0	0
8178	io Drills and Cases	1/24/08	0	0	0	0	0	0
8179	EMSO Grant Received	1/15/08	0	0	0	0	0	0
8181	Network Switching System	6/30/08	2,170	2,170	2,170	0	0	0
8182	Internet Firewall System	6/30/08	3,265	3,265	3,265	0	0	0
8188	SOFTWARE	10/30/08	1,640	1,640	1,640	0	0	0
8189	2 POWER ADAPTORS FOR LP	12/11/08	1,596	1,596	1,596	0	0	0
8190	HP LASER JET PRINTERS	3/19/09	740	740	740	0	0	0
8191	GENERATOR	5/14/09	38,669	38,669	38,669	0	0	0
8192	GPS SYSTEMS	5/14/09	795	795	795	0	0	0
8193	EXHAUST SYSTEM	5/14/09	27,085	27,085	27,085	0	0	0
8194	PHONE SYSTEM	4/30/09	9,300	9,300	9,300	0	0	0
8195	BASE RADIO	6/25/09	4,452	4,452	4,452	0	0	0
8196	TAPE BACK UP	6/25/09	810	810	810	0	0	0
8197	Medical Supplies	1/08/09	4,148	4,148	4,148	0	0	0
8198	GPS SYSTEMS	2/19/09	1,985	1,985	1,985	0	0	0
8199	RESCUE UNIFORM	3/19/09	965	965	965	0	0	0
8200	KODE VESTS	5/14/09	271	271	271	0	0	0
8201	GRANT RECEIVED	6/30/09	-3,781	-3,781	-3,781	0	0	0
8202	RADIO-NEW VEHICLES	6/30/09	1,717	1,717	1,717	0	0	0
8204	Chevrons for 136	11/25/09	0	0	0	0	0	0
8205	5 traction splints	1/07/10	0	0	0	0	0	0
8206	2 long back boards	1/07/10	0	0	0	0	0	0
8207	6 Head Immobilizers	1/07/10	0	0	0	0	0	0
8208	5 amb. cots	1/07/10	0	0	0	0	0	0
8209	5 Restraint straps	1/07/10	0	0	0	0	0	0
8210	5 short boards	1/07/10	0	0	0	0	0	0
8211	5 large patient, movers	1/07/10	0	0	0	0	0	0
8212	1 Stair Chair	1/21/10	0	0	0	0	0	0
8214	Radio for 138	10/15/09	0	0	0	0	0	0
8215	Radio for 132-4	10/15/09	0	0	0	0	0	0
8216	Ambulance #136	11/25/09	0	0	0	0	0	0
8217	Radio for 136	12/23/09	0	0	0	0	0	0
8218	Ambulance #137	6/10/10	0	0	0	0	0	0
8219	Radio for #137	6/30/10	0	0	0	0	0	0
8220	Refrigerator (McCandless)	3/04/10	0	0	0	0	0	0
8221	3 Mobile Radios for WCV	3/04/10	0	0	0	0	0	0
8222	Grant Received	6/30/10	-4,173	-4,173	-4,173	0	0	0
8223	land	10/01/79	0	0	0	0	0	0
8225	2 DUAL VISION CAMERAS	2/03/11	1,498	1,498	1,498	0	0	0
8226	2 VENTILLATORS/CASES	3/03/11	10,070	10,070	10,070	0	0	0
8227	8 DUAL VISION CAMERAS	2/03/11	5,958	5,958	5,958	0	0	0
8228	AED & CASE	3/01/11	1,127	1,127	1,127	0	0	0
8230	Grant Money Received	4/30/11	-4,424	-4,424	-4,424	0	0	0
8231	5 Computers	2/16/12	6,149	6,149	6,149	0	0	0
8232	5 Lap Tops	3/01/12	4,431	4,431	4,431	0	0	0
8233	Computer Equip	6/21/12	6,523	6,523	6,523	0	0	0
8234	3 Pulse OX's	4/12/12	10,781	10,781	10,781	0	0	0
8235	6 computers	3/01/12	6,090	6,090	6,090	0	0	0
8236	Laptop	3/01/12	775	775	775	0	0	0
8237	Mouting Bracket	6/21/12	1,295	1,295	1,295	0	0	0
8238	sonic walls & Install	6/30/12	3,268	3,268	3,268	0	0	0
8239	Filter Packs	6/30/12	2,088	2,088	2,088	0	0	0
8240	Carpet	6/30/12	4,248	4,248	4,248	0	0	0
8241	computer equip	6/30/12	1,331	1,331	1,331	0	0	0
8242	computer Equip. (Grant Purchase)	6/30/12	1,969	1,969	1,969	0	0	0
8243	Computer Equip. (Staples)	6/30/12	1,359	1,359	1,359	0	0	0
8244	NetGear & Installation	6/30/12	394	394	394	0	0	0
8245	Monitors & Bracketts	6/30/12	51,622	51,622	51,622	0	0	0
Sold/Scrapped: 12/20/22								
8246	Furniture For SubBase	6/30/12	1,144	1,144	1,144	0	0	0
8247	EMSI GRANT	6/30/12	-4,997	-4,997	-4,997	0	0	0
8248	1 CO Oximiter	2/15/13	3,846	3,846	3,846	0	0	0
8249	5 Computers	3/01/13	5,108	5,108	5,108	0	0	0
8250	Office WALL	5/25/13	3,108	3,108	1,334	155	155	0
8251	CARPET	6/30/13	7,988	7,988	3,395	399	399	0
8252	MOBILE/BASE RADIOS	1/20/13	2,916	2,916	2,916	0	0	0
8253	132.2 RADIO	6/30/13	247	247	247	0	0	0
8254	1 CO Oximiter	2/15/13	3,845	3,845	3,845	0	0	0
8255	4 WHEELCHAIRS	4/01/13	1,132	1,132	1,132	0	0	0
8257	LAP TOP	3/15/13	871	871	871	0	0	0

State Asset Report

sales

Asset	Description	Date In Service	Cost	Basis for Depr	State Prior	State Current	Federal Current	Difference Fed - State
8258	COPIER	5/09/13	4,799	4,799	4,799	0	0	0
8259	TELEPHONE WIRING	6/10/13	1,527	1,527	1,311	152	152	0
8260	SERVER	6/30/13	15,412	15,412	15,412	0	0	0
8261	Grant Money	6/30/13	-3,254	-3,254	-3,254	0	0	0
8262	2 couches	5/15/13	1,688	1,688	1,688	0	0	0
8263	countertops & shelves	6/30/13	2,549	2,549	2,167	255	255	0
8264	computer hardware	6/30/13	2,751	2,751	2,751	0	0	0
8265	Toyota 132-1	6/17/14	0	0	0	0	0	0
8267	radio for #134	8/29/13	337	337	337	0	0	0
8268	Telephone Wiring Main Build	8/29/13	1,212	1,212	673	81	81	0
8269	Carpet	9/12/13	1,400	1,400	778	93	93	0
8270	Building/Improve	6/19/14	890	890	445	59	59	0
8271	Computer	8/15/13	1,512	1,512	1,512	0	0	0
8272	computer	11/15/13	10,531	10,531	10,531	0	0	0
8273	file cabinets	9/26/13	1,059	1,059	1,059	0	0	0
8274	Server Room A/C	1/16/14	5,995	5,995	5,995	0	0	0
8275	computer	9/26/13	1,046	1,046	1,046	0	0	0
8276	computer	10/31/13	1,249	1,249	1,249	0	0	0
8277	computer	12/31/13	1,485	1,485	1,485	0	0	0
8278	computer	2/13/14	1,046	1,046	1,046	0	0	0
8279	3 wireless modems	5/12/14	3,950	3,950	3,950	0	0	0
8280	2 fax/printers	6/20/14	2,590	2,590	2,590	0	0	0
8281	EMSI Grant	6/30/14	-1,975	-1,975	-1,975	0	0	0
8282	Unit 139	8/31/14	0	0	0	0	0	0
8283	Unit 132	7/31/14	0	0	0	0	0	0
8284	Unit 135	8/31/14	0	0	0	0	0	0
8285	ice Machine	7/31/14	0	0	0	0	87	87
8286	water fountain	9/11/14	0	0	0	0	69	69
8287	TV	12/31/14	0	0	0	0	0	0
8288	emergency equip NeT EMSI	2/28/15	0	0	0	0	0	0
8289	6 Cradle Points	3/24/16	0	0	0	0	0	0
8290	6 Laryngoscopes	4/21/16	0	0	0	0	0	0
8291	computers & monitors	11/05/15	0	0	0	0	0	0
8292	7 microsoft tablets, etc	12/15/15	0	0	0	0	0	0
8294	New Unit #138	9/01/15	119,937	119,937	108,390	11,547	11,547	0
Sold/Scrapped: 12/22/22								
8295	recliners	7/30/15	774	774	497	77	77	0
8296	Television	7/30/15	0	0	0	0	25	25
8297	WC Van 132-5	9/15/16	45,971	45,971	35,026	6,567	6,567	0
8298	Rechassied 137	10/15/16	119,968	119,968	89,976	17,138	17,138	0
8299	rechassied 136	6/20/17	123,643	123,643	79,485	17,663	17,663	0
8300	RADIO FOR 132-5	9/15/16	450	450	450	0	0	0
8301	PRINTER/SCANNER/FAX	12/15/16	1,295	1,295	1,295	0	0	0
8302	TELEPHONES FOR 133	12/15/16	0	0	0	0	0	0
8303	RADIO FOR 133	12/29/16	890	890	890	0	0	0
8304	COMPUTER SET UP 133	11/30/16	6,199	6,199	6,199	0	0	0
8305	COMPUTER SET UP FOR 133	3/15/17	2,918	2,918	2,821	97	97	0
8306	2 DISHWASHERS	10/06/16	812	812	812	0	0	0
8307	6 MATTRESSES	12/29/16	2,040	2,040	2,040	0	0	0
8308	DIGITAL PULSE OXIMETER	2/09/17	678	678	667	11	11	0
8309	MANNEQUIN	3/09/17	731	731	707	24	24	0
8310	TABLET	5/04/17	270	270	252	18	18	0
8311	AUTOMATIC COMPRESSION DEVICES	6/01/17	15,532	15,532	14,238	1,294	1,294	0
8312	Invalid Coach 132-3	1/31/18	47,945	47,945	26,826	6,850	6,850	0
8313	equipment	9/01/17	2,289	2,289	2,289	0	0	0
8314	Laptops, etc	5/31/18	14,412	14,412	14,412	0	0	0
8315	Counter/Shelf	9/15/17	396	396	245	57	57	0
8316	computer equip	3/15/18	4,316	4,316	4,316	0	0	0
8317	refrigeratorFrk. PK	5/03/18	424	424	311	85	85	0
8318	Postage Machine	5/03/18	3,591	3,591	2,633	719	719	0
8319	CPR Device /HSchein	6/01/18	9,068	9,068	6,499	1,813	1,813	0
8320	computer equip	6/30/18	652	652	652	0	0	0
8321	Color Printer	6/30/18	583	583	583	0	0	0
8322	Radio Install Unit 132-3	8/09/18	262	262	179	52	52	0
8323	New Flooring	5/02/19	1,340	1,340	715	268	268	0
8324	10 Binder Lifts/Bags	8/09/18	7,078	7,078	7,078	0	0	0
8325	21 Survival Armor	3/21/19	13,965	13,965	12,801	1,164	1,164	0
8326	Furniture Deposit	6/30/19	20	20	10	4	4	0
8327	FP Counter Top	3/21/19	1,348	1,348	530	192	192	0
8328	Clothes Dryer/Frk. Park	3/07/19	529	529	300	106	106	0
8329	FP Furnace	3/07/19	2,385	2,385	965	341	341	0
8330	Replace #134 Chassi	1/31/20	138,067	138,067	37,804	19,724	19,724	0

State Asset Report

sales

Asset	Description	Date In Service	Cost	Basis for Depr	State Prior	State Current	Federal Current	Difference Fed - State
8331	Furniture	8/16/19	5,092	5,092	1,697	728	728	0
8332	11 Radios	10/01/19	9,872	9,872	3,173	1,410	1,410	0
8333	Projector/ Screen Etc	4/01/20	5,423	5,423	1,356	774	774	0
8334	LED Lighting	3/01/20	12,970	12,970	1,189	648	648	0
8335	Heart Monitors	1/15/20	290,150	290,150	82,900	41,450	41,450	0
8336	Stretchers	1/15/20	38,375	38,375	10,964	5,482	5,482	0
8337	Recliner Wexford	7/15/20	1,035	1,035	222	148	148	0
8338	Recline Wexford	7/15/20	1,035	1,035	222	148	148	0
8339	vehicle Cameras (10)	10/15/20	9,150	9,150	3,813	3,050	3,050	0
8340	Telecomm Equipment	8/31/21	7,375	7,375	1,020	2,458	2,458	0
8341	Lefcon Computer Equipment	10/12/21	12,222	12,222	1,019	4,074	4,074	0
8342	Laptop Model 1015	12/18/21	1,088	1,088	0	363	363	0
8343	Washing Machine	1/31/21	709	709	0	101	101	0
8344	Emergency Equipmen	8/15/22	17,971	17,971	0	1,070	1,070	0
8345	Furn & Equip	1/15/22	5,486	5,486	0	784	784	0
8346	Furn & Equip	2/15/22	5,868	5,868	0	768	768	0
8347	Furn & Equip	3/15/22	3,978	3,978	0	474	474	0
8348	Furn & Equip	4/15/22	14,054	14,054	0	1,506	1,506	0
8349	Furn & Equipm	5/15/22	15,100	15,100	0	1,438	1,438	0
8350	Furn & Equip	6/15/22	9,712	9,712	0	809	809	0
8351	Computer Equip	4/15/22	2,794	2,794	0	419	419	0
8352	Computer Equip	5/15/22	6,681	6,681	0	891	891	0
8353	Computer Equip	6/15/22	5,577	5,577	0	651	651	0
8354	Computer Equip	7/15/22	14,622	14,622	0	1,462	1,462	0
8355	Computer Equip	8/15/22	2,930	2,930	0	244	244	0
8356	Operation Ctr.	7/15/22	3,932	3,932	0	281	281	0
8357	Ambulance	8/15/22	276,171	276,171	0	16,439	16,439	0
8358	Bldg. McCandless	4/15/22	1,140	1,140	0	43	43	0
8359	Blg. McCandless	7/15/22	1,875	1,875	0	47	47	0
8360	Bldg. McCandless	8/15/22	8,219	8,219	0	171	171	0
8361	Leasehold Imp. FP	3/15/22	2,778	2,778	0	116	116	0
8362	Leasehold Imp. FP	4/15/22	5,174	5,174	0	194	194	0
8363	Leasehold Imp. FP	7/15/22	2,792	2,792	0	70	70	0
8364	VOIP Implement	8/15/22	3,205	3,205	0	134	134	0
8365	Furnace/AC	9/15/22	8,890	8,890	0	198	198	0
8366	6 Radios	10/15/22	20,417	20,417	0	1,021	1,021	0
8367	2015 Explorer SUV	10/15/22	1,400	1,400	0	117	117	0
8368	Roof	11/30/22	82,263	82,263	0	171	171	0
8369	AED's (5)	11/30/22	7,941	7,941	0	95	95	0
8370	Stryker Equip	11/25/22	19,885	19,885	0	237	237	0
8371	Stryker MOnitor	12/20/22	34,520	34,520	0	0	0	0
8372	Stryker MOnitor	12/20/22	34,520	34,520	0	0	0	0
8373	stryker Monitor	12/20/22	34,520	34,520	0	0	0	0
8374	Ambuman Mannequin	12/14/22	11,482	11,482	0	137	137	0
Total Other Depreciation			<u>2,104,219</u>	<u>2,104,219</u>	<u>914,610</u>	<u>178,161</u>	<u>196,314</u>	<u>18,153</u>
Total ACRS and Other Depreciation			<u><u>2,104,219</u></u>	<u><u>2,104,219</u></u>	<u><u>914,610</u></u>	<u><u>178,161</u></u>	<u><u>196,314</u></u>	<u><u>18,153</u></u>
Listed Property:								
1247	MED. EQUIP. PHYSIO CONT	4/12/01	<u>0</u>	<u>0</u>	<u>0</u>	<u>0</u>	<u>0</u>	<u>0</u>
			<u><u>0</u></u>	<u><u>0</u></u>	<u><u>0</u></u>	<u><u>0</u></u>	<u><u>0</u></u>	<u><u>0</u></u>
Grand Totals			2,117,219	2,117,219	918,374	178,494	196,647	18,153
Less: Dispositions			171,559	171,559	160,012	11,547	11,547	0
Less: Start-up/Org Expense			<u>0</u>	<u>0</u>	<u>0</u>	<u>0</u>	<u>0</u>	<u>0</u>
Net Grand Totals			<u><u>1,945,660</u></u>	<u><u>1,945,660</u></u>	<u><u>758,362</u></u>	<u><u>166,947</u></u>	<u><u>185,100</u></u>	<u><u>18,153</u></u>

AMT Asset Report

sales

Asset	Description	Date In Service	Cost	Bus %	Sec 179	Bonus	Basis for Depr	PerConv	Meth	Prior	Current
Prior MACRS:											
8224	PARKING LOT PAVING	9/15/10	13,000				13,000	39	MMS/L	3,764	333
8225	2 DUAL VISION CAMERAS	2/03/11	1,498			X	0	5	HY 200DB	1,498	0
8289	6 Cradle Points	3/24/16	0			X	0	5	HY 200DB	0	0
			<u>14,498</u>				<u>13,000</u>			<u>5,262</u>	<u>333</u>
Other Depreciation:											
1	COMPUTER ACCESSORIES	12/23/99	0				0	0	HY	0	0
619	DOOR	8/05/99	0				0	0	HY	0	0
1164	PROTECTIVE COATS	6/09/89	0				0	0	HY	0	0
1166	PROTECTIVE HELMETS	7/21/89	0				0	0	HY	0	0
1169	METAL LOCKERS	2/02/90	0				0	0	HY	0	0
1186	REEVES STRETCHER	3/02/90	0				0	0	HY	0	0
1187	REEVES STRETCHER	3/02/90	0				0	0	HY	0	0
1188	REEVES STRETCHER	3/16/90	0				0	0	HY	0	0
1189	REEVES STRETCHER	3/16/90	0				0	0	HY	0	0
1195	SCOOP STRETCHER	3/30/90	0				0	0	HY	0	0
1198	HELMETS	8/31/90	0				0	0	HY	0	0
1199	BACKBOARDS	8/31/90	0				0	0	HY	0	0
1202	Vehicle Jack	12/18/91	0				0	0	HY	0	0
1206	head immobilizer	4/29/97	0				0	0	HY	0	0
1207	fermo. vacuum.	4/29/97	0				0	0	HY	0	0
1214	turnout gear	9/04/97	0				0	0	HY	0	0
1216	bunker pants	10/01/97	0				0	0	HY	0	0
1231	1 MOBILE RADIO	4/15/99	0				0	0	HY	0	0
1234	3 LIFE PACK MONITORS	5/31/99	0				0	0	HY	0	0
1237	COMMUNICATION EQUIP.	7/08/99	0				0	0	HY	0	0
1240	RADIOS	11/10/99	0				0	0	HY	0	0
1250	Q'STRAIT SYSTEM	3/01/01	0				0	0	HY	0	0
1252	physio control	6/30/01	0				0	0	HY	0	0
1259	dryer	6/30/01	0				0	0	HY	0	0
2012	2 SHOWER DOORS	10/01/79	0				0	0	HY	0	0
2017	BUILDING SIGN	7/01/80	0				0	0	HY	0	0
2022	RANGE HOOD	3/01/82	0				0	0	HY	0	0
2045	ELECTRONIC IBM TYPEWRITER	4/17/87	0				0	0	HY	0	0
2079	PRINTER STAND	11/23/90	0				0	0	HY	0	0
2083	DISHWASHER	1/31/91	0				0	0	HY	0	0
2088	KITCHEN TABLE & CHAIRS FP	2/28/91	0				0	0	HY	0	0
2092	GENERATOR--FP	3/31/91	0				0	0	HY	0	0
2093	WINDOW BLINDS--MCCAND.	3/31/91	0				0	0	HY	0	0
2095	AMPLIFIER--FP	3/31/91	0				0	0	HY	0	0
2096	VACUUM SWEEPER--FP	3/31/91	0				0	0	HY	0	0
2097	BEDS--FP	4/30/91	0				0	0	HY	0	0
2100	BEDS-- MCCANDLESS	4/30/91	0				0	0	HY	0	0
2102	WINDOW BLINDS--MCCANDLESS	6/30/91	0				0	0	HY	0	0
2106	Cabinet FP	8/20/91	0				0	0	HY	0	0
2107	Shelving FP	7/26/91	0				0	0	HY	0	0
2148	sweeper	11/30/96	0				0	0	HY	0	0
2152	chairs	6/25/98	0				0	0	HY	0	0
2155	DRAPES	10/31/98	0				0	0	HY	0	0
2180	OFFICE EQUIP.	2/17/00	0				0	0	HY	0	0
2182	WASHER	3/02/00	0				0	0	HY	0	0
2191	IKON OFFICE EQUIP.	6/21/01	0				0	0	HY	0	0
2193	PHONE SYSTEM F/P	6/21/01	0				0	0	HY	0	0
2199	EQUIP. AND FURNITURE	7/06/00	0				0	0	HY	0	0
3008	MOBILE RADIOS	7/07/89	0				0	0	HY	0	0
3009	PORTABLE RADIOS (3)	7/07/89	0				0	0	HY	0	0
3015	MOBILE RADIO	8/17/90	0				0	0	HY	0	0
3017	MOBILE RADIOS	7/02/91	0				0	0	HY	0	0
3018	PORTABLE RADIO	7/03/91	0				0	0	HY	0	0
3019	SUCTION	7/29/92	0				0	0	HY	0	0
3020	MISCELLANEOUS EQUIPMENT	6/30/93	0				0	0	HY	0	0
3021	REEVES	7/01/92	0				0	0	HY	0	0
3022	BACKBOARDS	7/01/92	0				0	0	HY	0	0
3023	6 IMMOBILIZERS	7/01/92	0				0	0	HY	0	0
3024	SCOOP	7/01/92	0				0	0	HY	0	0
3028	4 KEDS	7/01/92	0				0	0	HY	0	0
3029	2 IMMOBILIZERS	6/30/93	0				0	0	HY	0	0
3031	3 FIRE HELMETS	3/04/94	0				0	0	HY	0	0

AMT Asset Report

sales

Asset	Description	Date In Service	Cost	Bus %	Sec 179	Bonus	Basis for Depr	PerConv	Meth	Prior	Current
3032	5 BINOCULARS	2/16/94	0				0	0	HY	0	0
3034	KED BOARD	2/17/94	0				0	0	HY	0	0
3035	5 HEAD IMMOBILIZERS	2/17/94	0				0	0	HY	0	0
3040	5 PORTABLE LIGHTS	2/23/94	0				0	0	HY	0	0
3041	BACKBOARD	2/20/94	0				0	0	HY	0	0
3043	5 RADIOS	6/30/94	0				0	0	HY	0	0
3149	5 MOBILE RADIO-GRANT MON.	4/15/99	0				0	0	HY	0	0
3150	PORTABLES	5/15/99	0				0	0	HY	0	0
3155	STRETCHER	7/06/00	0				0	0	HY	0	0
6001	BUILDING	10/01/79	0				0	0	HY	0	0
6002	KITCHEN	7/01/80	0				0	0	HY	0	0
6003	DONATED SLIDING DOORS	1/01/81	0				0	0	HY	0	0
6004	MECHANICS ROOM	3/01/81	0				0	0	HY	0	0
6006	ALUMINUM FLAG POLE	6/12/87	0				0	0	HY	0	0
6008	CEILING TILE	10/02/90	0				0	0	HY	0	0
6009	Cap. Lease FP Station	6/30/91	0				0	0	HY	0	0
6010	L. I. FP Station	6/30/91	0				0	0	HY	0	0
6011	PARKING LOT	6/30/93	0				0	0	HY	0	0
6012	FURNACE	11/30/94	0				0	0	HY	0	0
6013	ROOF	6/30/95	0				0	0	HY	0	0
6014	garage door	8/06/96	0				0	0	HY	0	0
6015	architect	6/30/97	0				0	0	HY	0	0
6016	BLDG. ADDITION/RENOVATE	10/15/98	0				0	0	HY	0	0
6017	GARAGE DOORS	2/01/99	0				0	0	HY	0	0
6021	DOOR	9/16/99	0				0	0	HY	0	0
6025	BATHROOM REMODEL	5/07/01	0				0	0	HY	0	0
6026	PAINTING AND TILE WORK	5/07/01	0				0	0	HY	0	0
8015	Jet Direct Print Server	2/28/02	0				0	0	HY	0	0
8016	microwave m/b	2/28/02	0				0	0	HY	0	0
8017	dishwasher s/b	2/28/02	0				0	0	HY	0	0
8019	mc/visa machine	2/28/02	0				0	0	HY	0	0
8021	stove f/p	3/28/02	0				0	0	HY	0	0
8023	aed trainer	4/11/02	0				0	0	HY	0	0
8025	fireproof cabinet	6/06/02	0				0	0	HY	0	0
8026	file cabinet	6/06/02	0				0	0	HY	0	0
8027	ten chairs	6/20/02	0				0	0	HY	0	0
8028	two stretchers	6/20/02	0				0	0	HY	0	0
8029	pulse ox with caSE	6/20/02	0				0	0	HY	0	0
8030	BRASS REGULATORS	6/20/02	0				0	0	HY	0	0
8031	FIVE REEVES STRETCHERS	6/20/02	0				0	0	HY	0	0
8032	SIX HEAD IMMOBILERS	6/20/02	0				0	0	HY	0	0
8033	FOUR SETS PADDED BOARD SPLINTS	6/20/02	0				0	0	HY	0	0
8034	SIX SETS SPIDER STRAPS	6/20/02	0				0	0	HY	0	0
8036	6TH USER FOR AIM	6/20/02	0				0	0	HY	0	0
8037	FOLDING BACK BOARD	6/30/02	0				0	0	HY	0	0
8038	STRETCHER	6/30/02	0				0	0	HY	0	0
8039	FIVE DIAL FLOW METER	6/30/02	0				0	0	HY	0	0
8040	PADDED BOARD SPLINT	6/30/02	0				0	0	HY	0	0
8041	TWO RESTRAINT SYSTEMS	6/30/02	0				0	0	HY	0	0
8044	medical equip.	6/30/02	0				0	0	HY	0	0
8048	radios & install 131	11/14/01	0				0	0	HY	0	0
8049	radio & install 135	11/14/01	0				0	0	HY	0	0
8052	KITCHEN REMODLE	9/26/02	8,926				8,926	20	MO S/L	8,591	335
8053	HON OFFICE FURNITURE	10/01/02	6,466				6,466	5	MO S/L	6,466	0
8054	PANIC DOOR	10/01/02	1,950				1,950	10	MO S/L	1,950	0
8058	GAS RANGE MAIN BASE	2/01/03	408				408	5	MO S/L	408	0
8059	3 first responder bags	4/21/03	334				334	5	MO S/L	334	0
8060	5 GATOR CASES	4/21/03	888				888	5	MO S/L	888	0
8061	4 IV POLES	5/02/03	694				694	5	MO S/L	694	0
8062	5 THERMOSCAN	4/26/03	702				702	5	MO S/L	702	0
8063	1 STRETCHER	6/30/03	2,622				2,622	5	MO S/L	2,622	0
8064	4 PORTABLE NITROS OX. SYST./REDU	6/30/03	3,450				3,450	5	MO S/L	3,450	0
8068	A/C UNIT FRANKLIN PARK	5/31/04	0				0	0	HY	0	0
8073	KEYBOARD STAND	5/01/04	0				0	0	HY	0	0
8074	DISHWASHER	11/01/03	0				0	0	HY	0	0
8075	5 wheelchairs	6/30/04	0				0	0	HY	0	0
8076	RADIOS	6/30/04	0				0	0	HY	0	0
8077	RADIO 134 /INSTALLATION	9/15/03	0				0	0	HY	0	0
8078	RADIOS PGH COMMUNICATION	4/01/04	0				0	0	HY	0	0
8079	Splint Sets	6/30/04	0				0	0	HY	0	0
8085	1 bi-PHASIC FIELD UPGRADFE	9/09/04	0				0	0	HY	0	0
8086	1 BI-PHASIC FIELD UPGRADE	9/09/04	0				0	0	HY	0	0

AMT Asset Report

sales

Asset	Description	Date In Service	Cost	Bus %	Sec 179	Bonus	Basis for Depr	PerConv	Meth	Prior	Current
8087	1 BI-PHASIC FIELD UPGRADE	9/09/04	0				0	0	HY	0	0
8088	1 ADULT MANIKIN	10/07/04	0				0	0	HY	0	0
8089	Hutch, tack board, light (Justin)	12/02/04	0				0	0	HY	0	0
8090	AED & ACCESSORIES	8/12/04	0				0	0	HY	0	0
8091	AED & ACCESSORIES	8/12/04	0				0	0	HY	0	0
8092	AED & ACCESSORIES	8/12/04	0				0	0	HY	0	0
8093	AED TRAINING	9/01/04	0				0	0	HY	0	0
8094	FOCS ADULT INTUBATION KIT	5/01/05	0				0	0	HY	0	0
8095	FOCS ADULT INTUBATION KIT	5/05/05	0				0	0	HY	0	0
8096	FOCS ADULT INTUBATION KIT	5/05/05	0				0	0	HY	0	0
8097	FOCS ADULT INTUBATION KIT	5/05/05	0				0	0	HY	0	0
8098	FOCS ADULT INTUBATION KIT	5/05/05	0				0	0	HY	0	0
8099	5 FOCS Fiberoptic Pediatric Intubation Kit	5/05/05	0				0	0	HY	0	0
8100	5 s-Scort2 Portable Suction Units	5/19/05	0				0	0	HY	0	0
8101	5 lsp Pediatric Board with Case	6/15/05	0				0	0	HY	0	0
8102	Software upgrades	4/21/05	0				0	0	HY	0	0
8103	Server	4/21/05	0				0	0	HY	0	0
8104	memory upgrades	4/21/05	0				0	0	HY	0	0
8105	memory upgrades	4/21/05	0				0	0	HY	0	0
8106	back up software for server	4/21/05	0				0	0	HY	0	0
8107	cost to install upgrades	4/21/05	0				0	0	HY	0	0
8108	server cabinet	6/02/05	0				0	0	HY	0	0
8110	Costs of server set up	6/16/05	0				0	0	HY	0	0
8112	server port switch	6/02/05	0				0	0	HY	0	0
8113	land improve	7/15/80	0				0	0	HY	0	0
8117	radio for #137	7/20/05	0				0	0	HY	0	0
8118	Gas Range	7/04/05	0				0	0	HY	0	0
8119	Washing Machine	7/04/05	0				0	0	HY	0	0
8120	Dryer	7/04/05	0				0	0	HY	0	0
8121	LP 12 Holder	9/09/05	0				0	0	HY	0	0
8122	8 File cabinets	11/18/05	0				0	0	HY	0	0
8123	2 Fire Proof cabinets	11/18/05	0				0	0	HY	0	0
8124	Chairs (2)	11/18/05	0				0	0	HY	0	0
8125	4 Highback chairs	12/23/05	0				0	0	HY	0	0
8126	26 Protective Gear (Net of Grant)	2/06/06	0				0	0	HY	0	0
8127	3 Protective Gear	4/25/06	0				0	0	HY	0	0
8128	Antivirus Software	2/09/06	0				0	0	HY	0	0
8130	1 Latitude	5/05/06	0				0	0	HY	0	0
8131	Workstation	6/08/06	0				0	0	HY	0	0
8133	LP12 Monitor/Defibrillator	9/29/05	0				0	0	HY	0	0
8134	LP 12 Batteries	8/11/05	0				0	0	HY	0	0
8135	Protective Gear	2/06/06	0				0	0	HY	0	0
8136	5 Portable Radios	2/15/06	0				0	0	HY	0	0
8137	Nitronox Delivery System	1/19/06	0				0	0	HY	0	0
8138	5 Full Body Mattresses	1/20/06	0				0	0	HY	0	0
8139	1 LSP Auto Vent	1/20/06	0				0	0	HY	0	0
8140	Traffic Safety Cones	1/20/06	0				0	0	HY	0	0
8141	EP 506 Spider Straps	1/20/06	0				0	0	HY	0	0
8142	Pro-Lite Backboards	1/27/06	0				0	0	HY	0	0
8143	5 Head immobilizers	2/13/06	0				0	0	HY	0	0
8144	Computer equip.	6/15/06	0				0	0	HY	0	0
8145	Grant Received	1/01/06	0				0	0	HY	0	0
8148	Hanging Heater	10/02/06	0				0	0	HY	0	0
8149	8 Portable Radios	11/13/06	0				0	0	HY	0	0
8150	5 manakin	11/29/06	0				0	0	HY	0	0
8151	2 AED Trainers	12/27/06	0				0	0	HY	0	0
8153	Garage Door Openers	2/23/07	0				0	0	HY	0	0
8154	Postage meter	6/28/07	0				0	0	HY	0	0
8155	CMC Water Reque Bag Set	12/27/06	0				0	0	HY	0	0
8156	10 Head Immobilizer	12/27/06	0				0	0	HY	0	0
8157	precision flowmeter	12/27/06	0				0	0	HY	0	0
8158	O2 Regulator	12/27/06	0				0	0	HY	0	0
8159	computer equipm	12/27/06	0				0	0	HY	0	0
8161	Fire Quip. Suit	4/20/07	0				0	0	HY	0	0
8162	Grant Recieved	12/27/06	0				0	0	HY	0	0
8167	3 Wheelchairs	9/20/07	0				0	0	HY	0	0
8168	Extra Wide wheelchair	9/20/07	0				0	0	HY	0	0
8169	10 io Needles	3/20/08	0				0	0	HY	0	0
8170	2 Stryker Stretchers	3/20/08	0				0	0	HY	0	0
8171	5 Pulse OX's with Case	5/01/08	0				0	0	HY	0	0
8172	4 Stryker Floor Mount Kits	5/15/08	0				0	0	HY	0	0
8173	1 AED	5/29/08	0				0	0	HY	0	0

AMT Asset Report

sales

Asset	Description	Date In Service	Cost	Bus %	Sec 179	Sec Bonus	Basis for Depr	PerConv	Meth	Prior	Current
8174	Laser Jet Printer	6/26/08	0				0	0	HY	0	0
8175	1 Stryker Stretcher	4/03/08	0				0	0	HY	0	0
8176	2 CPAP Units	1/10/08	0				0	0	HY	0	0
8177	2 Stryker Stretchers	1/24/08	0				0	0	HY	0	0
8178	io Drills and Cases	1/24/08	0				0	0	HY	0	0
8179	EMSOF Grant Received	1/15/08	0				0	0	HY	0	0
8181	Network Switching System	6/30/08	0				0	0	HY	0	0
8182	Internet Firewall System	6/30/08	0				0	0	HY	0	0
8188	SOFTWARE	10/30/08	0				0	0	HY	0	0
8189	2 POWER ADAPTORS FOR LP	12/11/08	0				0	0	HY	0	0
8190	HP LASER JET PRINTERS	3/19/09	0				0	0	HY	0	0
8191	GENERATOR	5/14/09	0				0	0	HY	0	0
8192	GPS SYSTEMS	5/14/09	0				0	0	HY	0	0
8193	EXHAUST SYSTEM	5/14/09	0				0	0	HY	0	0
8194	PHONE SYSTEM	4/30/09	0				0	0	HY	0	0
8195	BASE RADIO	6/25/09	0				0	0	HY	0	0
8196	TAPE BACK UP	6/25/09	0				0	0	HY	0	0
8197	Medical Supplies	1/08/09	0				0	0	HY	0	0
8198	GPS SYSTEMS	2/19/09	0				0	0	HY	0	0
8199	RESCUE UNIFORM	3/19/09	0				0	0	HY	0	0
8200	KODE VESTS	5/14/09	0				0	0	HY	0	0
8201	GRANT RECEIVED	6/30/09	0				0	0	HY	0	0
8202	RADIO-NEW VEHICLES	6/30/09	0				0	0	HY	0	0
8204	Chevrons for 136	11/25/09	0				0	0	HY	0	0
8205	5 traction splints	1/07/10	0				0	0	HY	0	0
8206	2 long back boards	1/07/10	0				0	0	HY	0	0
8207	6 Head Immobilizers	1/07/10	0				0	0	HY	0	0
8208	5 amb. cots	1/07/10	0				0	0	HY	0	0
8209	5 Restraint straps	1/07/10	0				0	0	HY	0	0
8210	5 short boards	1/07/10	0				0	0	HY	0	0
8211	5 large patient, movers	1/07/10	0				0	0	HY	0	0
8212	1 Stair Chair	1/21/10	0				0	0	HY	0	0
8214	Radio for 138	10/15/09	0				0	0	HY	0	0
8215	Radio for 132-4	10/15/09	0				0	0	HY	0	0
8216	Ambulance #136	11/25/09	0				0	0	HY	0	0
8217	Radio for 136	12/23/09	0				0	0	HY	0	0
8218	Ambulance #137	6/10/10	0				0	0	HY	0	0
8219	Radio for #137	6/30/10	0				0	0	HY	0	0
8220	Refrigerator (McCandless)	3/04/10	0				0	0	HY	0	0
8221	3 Mobile Radios for WCV	3/04/10	0				0	0	HY	0	0
8222	Grant Received	6/30/10	0				0	0	HY	0	0
8223	land	10/01/79	0				0	0	HY	0	0
8226	2 VENTILLATORS/CASES	3/03/11	0				0	0	HY	0	0
8227	8 DUAL VISION CAMERAS	2/03/11	0				0	0	HY	0	0
8228	AED & CASE	3/01/11	0				0	0	HY	0	0
8230	Grant Money Received	4/30/11	0				0	0	HY	0	0
8231	5 Computers	2/16/12	0				0	0	HY	0	0
8232	5 Lap Tops	3/01/12	0				0	0	HY	0	0
8233	Computer Equip	6/21/12	0				0	0	HY	0	0
8234	3 Pulse OX's	4/12/12	0				0	0	HY	0	0
8235	6 computers	3/01/12	0				0	0	HY	0	0
8236	Laptop	3/01/12	0				0	0	HY	0	0
8237	Mouting Bracket	6/21/12	0				0	0	HY	0	0
8238	sonic walls & Install	6/30/12	0				0	0	HY	0	0
8239	Filter Packs	6/30/12	0				0	0	HY	0	0
8240	Carpet	6/30/12	0				0	0	HY	0	0
8241	computer equip	6/30/12	0				0	0	HY	0	0
8242	compuer Equip. (Grant Purchase)	6/30/12	0				0	0	HY	0	0
8243	Computer Equip. (Staples)	6/30/12	0				0	0	HY	0	0
8244	NetGear & Installation	6/30/12	0				0	0	HY	0	0
8245	Monitors & Bracketts	6/30/12	0				0	0	HY	0	0
Sold/Scrapped: 12/20/22											
8246	Furniture For SubBase	6/30/12	0				0	0	HY	0	0
8247	EMSI GRANT	6/30/12	0				0	0	HY	0	0
8248	1 CO Oximiter	2/15/13	0				0	0	HY	0	0
8249	5 Computers	3/01/13	0				0	0	HY	0	0
8250	Office WALL	5/25/13	0				0	0	HY	0	0
8251	CARPET	6/30/13	0				0	0	HY	0	0
8252	MOBILE/BASE RADIOS	1/20/13	0				0	0	HY	0	0
8253	132.2 RADIO	6/30/13	0				0	0	HY	0	0
8254	1 CO Oximiter	2/15/13	0				0	0	HY	0	0
8255	4 WHEELCHAIRS	4/01/13	0				0	0	HY	0	0

AMT Asset Report

sales

Asset	Description	Date In Service	Cost	Bus %	Sec 179	Bonus	Basis for Depr	Per	Conv	Meth	Prior	Current
8257	LAP TOP	3/15/13	0				0	0	HY		0	0
8258	COPIER	5/09/13	0				0	0	HY		0	0
8259	TELEPHONE WIRING	6/10/13	0				0	0	HY		0	0
8260	SERVER	6/30/13	0				0	0	HY		0	0
8261	Grant Money	6/30/13	0				0	0	HY		0	0
8262	2 couches	5/15/13	0				0	0	HY		0	0
8263	countertops & shelves	6/30/13	0				0	0	HY		0	0
8264	computer hardware	6/30/13	0				0	0	HY		0	0
8265	Toyota 132-1	6/17/14	0				0	0	HY		0	0
8267	radio for #134	8/29/13	0				0	0	HY		0	0
8268	Telephone Wiring Main Build	8/29/13	0				0	0	HY		0	0
8269	Carpet	9/12/13	0				0	0	HY		0	0
8270	Building/Improve	6/19/14	0				0	0	HY		0	0
8271	Computer	8/15/13	0				0	0	HY		0	0
8272	computer	11/15/13	0				0	0	HY		0	0
8273	file cabinets	9/26/13	0				0	0	HY		0	0
8274	Server Room A/C	1/16/14	0				0	0	HY		0	0
8275	computer	9/26/13	0				0	0	HY		0	0
8276	computer	10/31/13	0				0	0	HY		0	0
8277	computer	12/31/13	0				0	0	HY		0	0
8278	computer	2/13/14	0				0	0	HY		0	0
8279	3 wireless modems	5/12/14	0				0	0	HY		0	0
8280	2 fax/printers	6/20/14	0				0	0	HY		0	0
8281	EMSI Grant	6/30/14	0				0	0	HY		0	0
8282	Unit 139	8/31/14	0				0	0	HY		0	0
8283	Unit 132	7/31/14	0				0	0	HY		0	0
8284	Unit 135	8/31/14	0				0	0	HY		0	0
8285	ice Machine	7/31/14	0				0	0	HY		0	0
8286	water fountain	9/11/14	0				0	0	HY		0	0
8287	TV	12/31/14	0				0	0	HY		0	0
8288	emergency equip NeT EMSI	2/28/15	0				0	0	HY		0	0
8290	6 Laryngoscopes	4/21/16	0				0	0	HY		0	0
8291	computers & monitors	11/05/15	0				0	0	HY		0	0
8292	7 microsoft tablets, etc	12/15/15	0				0	0	HY		0	0
8294	New Unit #138	9/01/15	0				0	0	HY		0	0
Sold/Scrapped: 12/22/22												
8295	recliners	7/30/15	0				0	0	HY		0	0
8296	Television	7/30/15	0				0	0	HY		0	0
8297	WC Van 132-5	9/15/16	0				0	0	HY		0	0
8298	Rechassied 137	10/15/16	0				0	0	HY		0	0
8299	rechassied 136	6/20/17	0				0	0	HY		0	0
8300	RADIO FOR 132-5	9/15/16	0				0	0	HY		0	0
8301	PRINTER/SCANNER/FAX	12/15/16	0				0	0	HY		0	0
8302	TELEPHONES FOR 133	12/15/16	0				0	0	HY		0	0
8303	RADIO FOR 133	12/29/16	0				0	0	HY		0	0
8304	COMPUTER SET UP 133	11/30/16	0				0	0	HY		0	0
8305	COMPUTER SET UP FOR 133	3/15/17	0				0	0	HY		0	0
8306	2 DISHWASHERS	10/06/16	0				0	0	HY		0	0
8307	6 MATTRESSES	12/29/16	0				0	0	HY		0	0
8308	DIGITAL PULSE OXIMETER	2/09/17	0				0	0	HY		0	0
8309	MANNEQUIN	3/09/17	0				0	0	HY		0	0
8310	TABLET	5/04/17	0				0	0	HY		0	0
8311	AUTOMATIC COMPRESSION DEVICES	6/01/17	0				0	0	HY		0	0
8312	Invalid Coach 132-3	1/31/18	0				0	0	HY		0	0
8313	equipment	9/01/17	0				0	0	HY		0	0
8314	Laptops, etc	5/31/18	0				0	0	HY		0	0
8315	Counter/Shelf	9/15/17	0				0	0	HY		0	0
8316	computer equip	3/15/18	0				0	0	HY		0	0
8317	refrigeratorFrk. PK	5/03/18	0				0	0	HY		0	0
8318	Postage Machine	5/03/18	0				0	0	HY		0	0
8319	CPR Device /HSchein	6/01/18	0				0	0	HY		0	0
8320	computer equip	6/30/18	0				0	0	HY		0	0
8321	Color Printer	6/30/18	0				0	0	HY		0	0
8322	Radio Install Unit 132-3	8/09/18	0				0	0	HY		0	0
8323	New Flooring	5/02/19	0				0	0	HY		0	0
8324	10 Binder Lifts/Bags	8/09/18	0				0	0	HY		0	0
8325	21 Survival Armor	3/21/19	0				0	0	HY		0	0
8326	Furniture Deposit	6/30/19	0				0	0	HY		0	0
8327	FP Counter Top	3/21/19	0				0	0	HY		0	0
8328	Clothes Dryer/Frk. Park	3/07/19	0				0	0	HY		0	0
8329	FP Furnace	3/07/19	0				0	0	HY		0	0
8330	Replace #134 Chassi	1/31/20	0				0	0	HY		0	0

AMT Asset Report

sales

Asset	Description	Date In Service	Cost	Bus %	Sec 179	Bonus	Basis for Depr	PerConv	Meth	Prior	Current
8331	Furniture	8/16/19	0				0	0	HY	0	0
8332	11 Radios	10/01/19	0				0	0	HY	0	0
8333	Projector/ Screen Etc	4/01/20	0				0	0	HY	0	0
8334	LED Lighting	3/01/20	0				0	0	HY	0	0
8335	Heart Monitors	1/15/20	0				0	0	HY	0	0
8336	Stretchers	1/15/20	0				0	0	HY	0	0
8337	Recliner Wexford	7/15/20	0				0	0	HY	0	0
8338	Recline Wexford	7/15/20	0				0	0	HY	0	0
8339	vehicle Cameras (10)	10/15/20	0				0	0	HY	0	0
8340	Telecomm Equipment	8/31/21	0				0	0	HY	0	0
8341	Lefcon Computer Equipment	10/12/21	0				0	0	HY	0	0
8342	Laptop Model 1015	12/18/21	0				0	0	HY	0	0
8343	Washing Machine	1/31/21	0				0	0	HY	0	0
8344	Emergency Equipmen	8/15/22	0				0	0	HY	0	0
8345	Furn & Equip	1/15/22	0				0	0	HY	0	0
8346	Furn & Equip	2/15/22	0				0	0	HY	0	0
8347	Furn & Equip	3/15/22	0				0	0	HY	0	0
8348	Furn & Equip	4/15/22	0				0	0	HY	0	0
8349	Furn & Equipm	5/15/22	0				0	0	HY	0	0
8350	Furn & Equip	6/15/22	0				0	0	HY	0	0
8351	Computer Equip	4/15/22	0				0	0	HY	0	0
8352	Computer Equip	5/15/22	0				0	0	HY	0	0
8353	Computer Equip	6/15/22	0				0	0	HY	0	0
8354	Computer Equip	7/15/22	0				0	0	HY	0	0
8355	Computer Equip	8/15/22	0				0	0	HY	0	0
8356	Operation Ctr.	7/15/22	0				0	0	HY	0	0
8357	Ambulance	8/15/22	0				0	0	HY	0	0
8358	Bldg. McCandless	4/15/22	0				0	0	HY	0	0
8359	Blg. McCandless	7/15/22	0				0	0	HY	0	0
8360	Bldg. McCandless	8/15/22	0				0	0	HY	0	0
8361	Leasehold Imp. FP	3/15/22	0				0	0	HY	0	0
8362	Leasehold Imp. FP	4/15/22	0				0	0	HY	0	0
8363	Leasehold Imp. FP	7/15/22	0				0	0	HY	0	0
8364	VOIP Implement	8/15/22	0				0	0	HY	0	0
8365	Furnace/AC	9/15/22	0				0	0	HY	0	0
8366	6 Radios	10/15/22	0				0	0	HY	0	0
8367	2015 Explorer SUV	10/15/22	0				0	0	HY	0	0
8368	Roof	11/30/22	0				0	0	HY	0	0
8369	AED's (5)	11/30/22	0				0	0	HY	0	0
8370	Stryker Equip	11/25/22	0				0	0	HY	0	0
8371	Stryker MOnitor	12/20/22	0				0	0	HY	0	0
8372	Stryker MOnitor	12/20/22	0				0	0	HY	0	0
8373	stryker Monitor	12/20/22	0				0	0	HY	0	0
8374	Ambuman Mannequin	12/14/22	0				0	0	HY	0	0
Total Other Depreciation			<u>26,440</u>				<u>26,440</u>			<u>26,105</u>	<u>335</u>
Total ACRS and Other Depreciation			<u>26,440</u>				<u>26,440</u>			<u>26,105</u>	<u>335</u>
Listed Property:											
1247	MED. EQUIP. PHYSIO CONT	4/12/01	0				0	0	HY	0	0
			<u>0</u>				<u>0</u>			<u>0</u>	<u>0</u>
Grand Totals			40,938				39,440			31,367	668
Less: Dispositions and Transfers			<u>0</u>				<u>0</u>			<u>0</u>	<u>0</u>
Net Grand Totals			<u>40,938</u>				<u>39,440</u>			<u>31,367</u>	<u>668</u>

Depreciation Adjustment Report

All Business Activities

<u>Form</u>	<u>Unit</u>	<u>Asset</u>	<u>Description</u>	<u>Tax</u>	<u>AMT</u>
-------------	-------------	--------------	--------------------	------------	------------

There are no assets that meet the criteria of this report

Future Depreciation Report

sales

FYE: 12/31/23

Asset	Description	Date In Service	Cost	Tax	AMT
<u>Other Depreciation:</u>					
1	COMPUTER ACCESSORIES	12/23/99	862	0	0
619	DOOR	8/05/99	1,650	0	0
1164	PROTECTIVE COATS	6/09/89	2,031	0	0
1166	PROTECTIVE HELMETS	7/21/89	1,280	0	0
1169	METAL LOCKERS	2/02/90	420	0	0
1186	REEVES STRETCHER	3/02/90	148	0	0
1187	REEVES STRETCHER	3/02/90	149	0	0
1188	REEVES STRETCHER	3/16/90	149	0	0
1189	REEVES STRETCHER	3/16/90	149	0	0
1195	SCOOP STRETCHER	3/30/90	274	0	0
1198	HELMETS	8/31/90	370	0	0
1199	BACKBOARDS	8/31/90	194	0	0
1202	Vehicle Jack	12/18/91	584	0	0
1206	head immobilizer	4/29/97	376	0	0
1207	ferno. vacuum.	4/29/97	892	0	0
1214	turnout gear	9/04/97	1,669	0	0
1216	bunker pants	10/01/97	2,780	0	0
1231	1 MOBILE RADIO	4/15/99	1,483	0	0
1234	3 LIFE PACK MONITORS	5/31/99	46,134	0	0
1237	COMMUNICATION EQUIP.	7/08/99	750	0	0
1240	RADIOS	11/10/99	400	0	0
1250	Q'STRAIT SYSTEM	3/01/01	814	0	0
1252	physio control	6/30/01	9,900	0	0
1259	dryer	6/30/01	284	0	0
2012	2 SHOWER DOORS	10/01/79	294	0	0
2017	BUILDING SIGN	7/01/80	1,248	0	0
2022	RANGE HOOD	3/01/82	49	0	0
2045	ELECTRONIC IBM TYPEWRITER	4/17/87	916	0	0
2079	PRINTER STAND	11/23/90	256	0	0
2083	DISHWASHER	1/31/91	229	0	0
2088	KITCHEN TABLE & CHAIRS FP	2/28/91	550	0	0
2092	GENERATOR--FP	3/31/91	15,568	0	0
2093	WINDOW BLINDS--MCCAND.	3/31/91	470	0	0
2095	AMPLIFIER--FP	3/31/91	227	0	0
2096	VACUUM SWEEPER--FP	3/31/91	100	0	0
2097	BEDS--FP	4/30/91	1,294	0	0
2100	BEDS-- MCCANDLESS	4/30/91	1,469	0	0
2102	WINDOW BLINDS--MCCANDLESS	6/30/91	765	0	0
2106	Cabinet FP	8/20/91	150	0	0
2107	Shelving FP	7/26/91	150	0	0
2148	sweeper	11/30/96	162	0	0
2152	chairs	6/25/98	3,358	0	0
2155	DRAPES	10/31/98	3,432	0	0
2180	OFFICE EQUIP.	2/17/00	1,500	0	0
2182	WASHER	3/02/00	360	0	0
2191	IKON OFFICE EQUIP.	6/21/01	1,028	0	0
2193	PHONE SYSTEM F/P	6/21/01	2,882	0	0
2199	EQUIP. AND FURNITURE	7/06/00	1,677	0	0
3008	MOBILE RADIOS	7/07/89	3,387	0	0
3009	PORTABLE RADIOS (3)	7/07/89	2,088	0	0
3015	MOBILE RADIO	8/17/90	1,505	0	0
3017	MOBILE RADIOS	7/02/91	1,162	0	0
3018	PORTABLE RADIO	7/03/91	736	0	0
3019	SUCTION	7/29/92	1,038	0	0
3020	MISCELLANEOUS EQUIPMENT	6/30/93	1,746	0	0
3021	REEVES	7/01/92	151	0	0
3022	BACKBOARDS	7/01/92	510	0	0
3023	6 IMMOBILIZERS	7/01/92	234	0	0
3024	SCOOP	7/01/92	167	0	0
3028	4 KEDS	7/01/92	252	0	0
3029	2 IMMOBILIZERS	6/30/93	87	0	0
3031	3 FIRE HELMETS	3/04/94	165	0	0
3032	5 BINOCULARS	2/16/94	160	0	0
3034	KED BOARD	2/17/94	177	0	0
3035	5 HEAD IMMOBILIZERS	2/17/94	218	0	0
3040	5 PORTABLE LIGHTS	2/23/94	223	0	0
3041	BACKBOARD	2/20/94	108	0	0
3043	5 RADIOS	6/30/94	6,037	0	0

Future Depreciation Report

sales

FYE: 12/31/23

Asset	Description	Date In Service	Cost	Tax	AMT
3149	5 MOBILE RADIO-GRANT MON.	4/15/99	2,202	0	0
3150	PORTABLES	5/15/99	4,462	0	0
3155	STRETCHER	7/06/00	2,279	0	0
6001	BUILDING	10/01/79	225,662	4,513	0
6002	KITCHEN	7/01/80	4,905	98	0
6003	DONATED SLIDING DOORS	1/01/81	1,400	28	0
6004	MECHANICS ROOM	3/01/81	531	11	0
6006	ALUMINUM FLAG POLE	6/12/87	1,095	0	0
6008	CEILING TILE	10/02/90	557	0	0
6009	Cap. Lease FP Station	6/30/91	143,098	2,862	0
6010	L. I. FP Station	6/30/91	67,025	1,340	0
6011	PARKING LOT	6/30/93	7,456	0	0
6012	FURNACE	11/30/94	1,083	0	0
6013	ROOF	6/30/95	32,555	0	0
6014	garage door	8/06/96	814	0	0
6015	architect	6/30/97	16,135	323	0
6016	BLDG. ADDITION/RENOVATE	10/15/98	433,991	8,680	0
6017	GARAGE DOORS	2/01/99	5,808	0	0
6021	DOOR	9/16/99	368	0	0
6025	BATHROOM REMODEL	5/07/01	3,600	0	0
6026	PAINTING AND TILE WORK	5/07/01	2,900	116	0
8015	Jet Direct Print Server	2/28/02	331	0	0
8016	microwave m/b	2/28/02	120	0	0
8017	dishwasher s/b	2/28/02	345	0	0
8019	mc/visa machine	2/28/02	285	0	0
8021	stove f/p	3/28/02	403	0	0
8023	aed trainer	4/11/02	295	0	0
8025	fireproof cabinet	6/06/02	1,063	0	0
8026	file cabinet	6/06/02	660	0	0
8027	ten chairs	6/20/02	3,224	0	0
8028	two stretchers	6/20/02	2,668	0	0
8029	pulse ox with caSE	6/20/02	297	0	0
8030	BRASS REGULATORS	6/20/02	345	0	0
8031	FIVE REEVES STRETCHERS	6/20/02	454	0	0
8032	SIX HEAD IMMOBILERS	6/20/02	316	0	0
8033	FOUR SETS PADDED BOARD SPLINTS	6/20/02	73	0	0
8034	SIX SETS SPIDER STRAPS	6/20/02	298	0	0
8036	6TH USER FOR AIM	6/20/02	695	0	0
8037	FOLDING BACK BOARD	6/30/02	116	0	0
8038	STRETCHER	6/30/02	1,317	0	0
8039	FIVE DIAL FLOW METER	6/30/02	101	0	0
8040	PADDED BOARD SPLINT	6/30/02	37	0	0
8041	TWO RESTRAINT SYSTEMS	6/30/02	850	0	0
8044	medical equip.	6/30/02	2,689	0	0
8048	radios & install 131	11/14/01	3,605	0	0
8049	radio & install 135	11/14/01	3,540	0	0
8052	KITCHEN REMODLE	9/26/02	8,926	0	0
8053	HON OFFICE FURNITURE	10/01/02	6,466	0	0
8054	PANIC DOOR	10/01/02	1,950	0	0
8058	GAS RANGE MAIN BASE	2/01/03	408	0	0
8059	3 first responder bags	4/21/03	334	0	0
8060	5 GATOR CASES	4/21/03	888	0	0
8061	4 IV POLES	5/02/03	694	0	0
8062	5 THERMOSCAN	4/26/03	702	0	0
8063	1 STRETCHER	6/30/03	2,622	0	0
8064	4 PORTABLE NITROS OX. SYST./REDUCED	6/30/03	3,450	0	0
8068	A/C UNIT FRANKLIN PARK	5/31/04	2,450	0	0
8073	KEYBOARD STAND	5/01/04	748	0	0
8074	DISHWASHER	11/01/03	500	0	0
8075	5 wheelchairs	6/30/04	10,030	0	0
8076	RADIOS	6/30/04	2,166	0	0
8077	RADIO 134 /INSTALLATION	9/15/03	697	0	0
8078	RADIOS PGH COMMUNICATION	4/01/04	2,426	0	0
8079	Splint Sets	6/30/04	3,328	0	0
8085	1 bi-PHASIC FIELD UPGRADFE	9/09/04	1,937	0	0
8086	1 BI-PHASIC FIELD UPGRADE	9/09/04	1,937	0	0
8087	1 BI-PHASIC FIELD UPGRADE	9/09/04	1,936	0	0
8088	1 ADULT MANIKIN	10/07/04	8,579	0	0
8089	Hutch, tack board, light (Justin)	12/02/04	347	0	0
8090	AED & ACCESSORIES	8/12/04	2,798	0	0
8091	AED & ACCESSORIES	8/12/04	2,620	0	0
8092	AED & ACCESSORIES	8/12/04	2,620	0	0

Future Depreciation Report

sales

FYE: 12/31/23

Asset	Description	Date In Service	Cost	Tax	AMT
8093	AED TRAINING	9/01/04	389	0	0
8094	FOCS ADULT INTUBATION KIT	5/01/05	405	0	0
8095	FOCS ADULT INTUBATION KIT	5/05/05	405	0	0
8096	FOCS ADULT INTUBATION KIT	5/05/05	405	0	0
8097	FOCS ADULT INTUBATION KIT	5/05/05	405	0	0
8098	FOCS ADULT INTUBATION KIT	5/05/05	405	0	0
8099	5 FOCS Fiberoptic Pediatric Intubation Kit	5/05/05	2,414	0	0
8100	5 s-Scort2 Portable Suction Units	5/19/05	2,616	0	0
8101	5 lsp Pediatric Board with Case	6/15/05	1,369	0	0
8102	Software upgrades	4/21/05	3,197	0	0
8103	Server	4/21/05	1,935	0	0
8104	memory upgrades	4/21/05	615	0	0
8105	memory upgrades	4/21/05	454	0	0
8106	back up software for server	4/21/05	505	0	0
8107	cost to install upgrades	4/21/05	2,097	0	0
8108	server cabinet	6/02/05	1,277	0	0
8110	Costs of server set up	6/16/05	3,450	0	0
8112	server port switch	6/02/05	119	0	0
8113	land improve	7/15/80	39,606	0	0
8117	radio for #137	7/20/05	2,242	0	0
8118	Gas Range	7/04/05	508	0	0
8119	Washing Machine	7/04/05	1,275	0	0
8120	Dryer	7/04/05	945	0	0
8121	LP 12 Holder	9/09/05	425	0	0
8122	8 File cabinets	11/18/05	1,492	0	0
8123	2 Fire Proof cabinets	11/18/05	1,650	0	0
8124	Chairs (2)	11/18/05	242	0	0
8125	4 Highback chairs	12/23/05	1,204	0	0
8126	26 Protective Gear (Net of Grant)	2/06/06	2,758	0	0
8127	3 Protective Gear	4/25/06	2,610	0	0
8128	Antivirus Software	2/09/06	1,374	0	0
8130	1 Latitude	5/05/06	1,851	0	0
8131	Workstation	6/08/06	570	0	0
8133	LP12 Monitor/Defibrillator	9/29/05	16,440	0	0
8134	LP 12 Batteries	8/11/05	470	0	0
8135	Protective Gear	2/06/06	10,000	0	0
8136	5 Portable Radios	2/15/06	3,762	0	0
8137	Nitronox Delivery System	1/19/06	2,192	0	0
8138	5 Full Body Mattresses	1/20/06	1,789	0	0
8139	1 LSP Auto Vent	1/20/06	1,431	0	0
8140	Traffic Safety Cones	1/20/06	410	0	0
8141	EP 506 Spider Straps	1/20/06	278	0	0
8142	Pro-Lite Backboards	1/27/06	892	0	0
8143	5 Head immobilizers	2/13/06	338	0	0
8144	Computer equip.	6/15/06	236	0	0
8145	Grant Received	1/01/06	-14,980	0	0
8148	Hanging Heater	10/02/06	1,500	0	0
8149	8 Portable Radios	11/13/06	5,874	0	0
8150	5 manakin	11/29/06	1,113	0	0
8151	2 AED Trainers	12/27/06	428	0	0
8153	Garage Door Openers	2/23/07	4,870	0	0
8154	Postage meter	6/28/07	3,431	0	0
8155	CMC Water Reque Bag Set	12/27/06	295	0	0
8156	10 Head Immobilizer	12/27/06	620	0	0
8157	precision flowmeter	12/27/06	210	0	0
8158	O2 Regulator	12/27/06	785	0	0
8159	computer equipm	12/27/06	6,625	0	0
8161	Fire Quip. Suit	4/20/07	1,023	0	0
8162	Grant Recieved	12/27/06	-6,295	0	0
8167	3 Wheelchairs	9/20/07	741	0	0
8168	Extra Wide wheelchair	9/20/07	495	0	0
8169	10 io Needles	3/20/08	998	0	0
8170	2 Stryker Stretchers	3/20/08	8,783	0	0
8171	5 Pulse OX's with Case	5/01/08	3,121	0	0
8172	4 Stryker Floor Mount Kits	5/15/08	2,280	0	0
8173	1 AED	5/29/08	1,621	0	0
8174	Laser Jet Printer	6/26/08	550	0	0
8175	1 Stryker Stretcher	4/03/08	500	0	0
8176	2 CPAP Units	1/10/08	1,950	0	0
8177	2 Stryker Stretchers	1/24/08	8,783	0	0
8178	io Drills and Cases	1/24/08	1,050	0	0
8179	EMSOF Grant Received	1/15/08	-5,632	0	0

Future Depreciation Report

sales

FYE: 12/31/23

Asset	Description	Date In Service	Cost	Tax	AMT
8181	Network Switching System	6/30/08	2,170	0	0
8182	Internet Firewall System	6/30/08	3,265	0	0
8188	SOFTWARE	10/30/08	1,640	0	0
8189	2 POWER ADAPTORS FOR LP	12/11/08	1,596	0	0
8190	HP LASER JET PRINTERS	3/19/09	740	0	0
8191	GENERATOR	5/14/09	38,669	0	0
8192	GPS SYSTEMS	5/14/09	795	0	0
8193	EXHAUST SYSTEM	5/14/09	27,085	0	0
8194	PHONE SYSTEM	4/30/09	9,300	0	0
8195	BASE RADIO	6/25/09	4,452	0	0
8196	TAPE BACK UP	6/25/09	810	0	0
8197	Medical Supplies	1/08/09	4,148	0	0
8198	GPS SYSTEMS	2/19/09	1,985	0	0
8199	RESCUE UNIFORM	3/19/09	965	0	0
8200	KODE VESTS	5/14/09	271	0	0
8201	GRANT RECEIVED	6/30/09	-3,781	0	0
8202	RADIO-NEW VEHICLES	6/30/09	1,717	0	0
8204	Chevrons for 136	11/25/09	450	0	0
8205	5 traction splints	1/07/10	525	0	0
8206	2 long back boards	1/07/10	312	0	0
8207	6 Head Immobilizers	1/07/10	391	0	0
8208	5 amb. cots	1/07/10	2,404	0	0
8209	5 Restraint straps	1/07/10	330	0	0
8210	5 short boards	1/07/10	401	0	0
8211	5 large patient, movers	1/07/10	1,093	0	0
8212	1 Stair Chair	1/21/10	2,589	0	0
8214	Radio for 138	10/15/09	540	0	0
8215	Radio for 132-4	10/15/09	300	0	0
8216	Ambulance #136	11/25/09	125,190	0	0
8217	Radio for 136	12/23/09	603	0	0
8218	Ambulance #137	6/10/10	126,488	0	0
8219	Radio for #137	6/30/10	493	0	0
8220	Refrigerator (McCandless)	3/04/10	1,065	0	0
8221	3 Mobile Radios for WCV	3/04/10	5,155	0	0
8222	Grant Received	6/30/10	-4,173	0	0
8223	land	10/01/79	144,000	0	0
8224	PARKING LOT PAVING	9/15/10	13,000	333	334
8225	2 DUAL VISION CAMERAS	2/03/11	1,498	0	0
8226	2 VENTILLATORS/CASES	3/03/11	10,070	0	0
8227	8 DUAL VISION CAMERAS	2/03/11	5,958	0	0
8228	AED & CASE	3/01/11	1,127	0	0
8230	Grant Money Received	4/30/11	-4,424	0	0
8231	5 Computers	2/16/12	6,149	0	0
8232	5 Lap Tops	3/01/12	4,431	0	0
8233	Computer Equip	6/21/12	6,523	0	0
8234	3 Pulse OX's	4/12/12	10,781	0	0
8235	6 computers	3/01/12	6,090	0	0
8236	Laptop	3/01/12	775	0	0
8237	Mouting Bracket	6/21/12	1,295	0	0
8238	sonic walls & Install	6/30/12	3,268	0	0
8239	Filter Packs	6/30/12	2,088	0	0
8240	Carpet	6/30/12	4,248	0	0
8241	computer equip	6/30/12	1,331	0	0
8242	compuer Equip. (Grant Purchase)	6/30/12	1,969	0	0
8243	Computer Equip. (Staples)	6/30/12	1,359	0	0
8244	NetGear & Installation	6/30/12	394	0	0
8246	Furniture For SubBase	6/30/12	1,144	0	0
8247	EMSI GRANT	6/30/12	-4,997	0	0
8248	1 CO Oximiter	2/15/13	3,846	0	0
8249	5 Computers	3/01/13	5,108	0	0
8250	Office WALL	5/25/13	3,108	156	0
8251	CARPET	6/30/13	7,988	400	0
8252	MOBILE/BASE RADIOS	1/20/13	2,916	0	0
8253	132.2 RADIO	6/30/13	247	0	0
8254	1 CO Oximiter	2/15/13	3,845	0	0
8255	4 WHEELCHAIRS	4/01/13	1,132	0	0
8257	LAP TOP	3/15/13	871	0	0
8258	COPIER	5/09/13	4,799	0	0
8259	TELEPHONE WIRING	6/10/13	1,527	64	0
8260	SERVER	6/30/13	15,412	0	0
8261	Grant Money	6/30/13	-3,254	0	0
8262	2 couches	5/15/13	1,688	0	0

Future Depreciation Report

sales

FYE: 12/31/23

Asset	Description	Date In Service	Cost	Tax	AMT
8263	countertops & shelves	6/30/13	2,549	127	0
8264	computer hardware	6/30/13	2,751	0	0
8265	Toyota 132-1	6/17/14	43,069	0	0
8267	radio for #134	8/29/13	337	0	0
8268	Telephone Wiring Main Build	8/29/13	1,212	81	0
8269	Carpet	9/12/13	1,400	93	0
8270	Building/Improve	6/19/14	890	60	0
8271	Computer	8/15/13	1,512	0	0
8272	computer	11/15/13	10,531	0	0
8273	file cabinets	9/26/13	1,059	0	0
8274	Server Room A/C	1/16/14	5,995	0	0
8275	computer	9/26/13	1,046	0	0
8276	computer	10/31/13	1,249	0	0
8277	computer	12/31/13	1,485	0	0
8278	computer	2/13/14	1,046	0	0
8279	3 wireless modems	5/12/14	3,950	0	0
8280	2 fax/printers	6/20/14	2,590	0	0
8281	EMSI Grant	6/30/14	-1,975	0	0
8282	Unit 139	8/31/14	8,864	0	0
8283	Unit 132	7/31/14	3,890	0	0
8284	Unit 135	8/31/14	110,854	0	0
8285	ice Machine	7/31/14	875	88	0
8286	water fountain	9/11/14	687	68	0
8287	TV	12/31/14	498	0	0
8288	emergency equip NeT EMSI	2/28/15	2,034	0	0
8289	6 Cradle Points	3/24/16	6,044	0	0
8290	6 Laryngoscopes	4/21/16	7,310	0	0
8291	computers & monitors	11/05/15	1,533	0	0
8292	7 microsoft tablets, etc	12/15/15	8,819	0	0
8295	recliners	7/30/15	774	77	0
8296	Television	7/30/15	295	0	0
8297	WC Van 132-5	9/15/16	45,971	4,378	0
8298	Rechassied 137	10/15/16	119,968	12,854	0
8299	rechassied 136	6/20/17	123,643	17,663	0
8300	RADIO FOR 132-5	9/15/16	450	0	0
8301	PRINTER/SCANNER/FAX	12/15/16	1,295	0	0
8302	TELEPHONES FOR 133	12/15/16	160	0	0
8303	RADIO FOR 133	12/29/16	890	0	0
8304	COMPUTER SET UP 133	11/30/16	6,199	0	0
8305	COMPUTER SET UP FOR 133	3/15/17	2,918	0	0
8306	2 DISHWASHERS	10/06/16	812	0	0
8307	6 MATTRESSES	12/29/16	2,040	0	0
8308	DIGITAL PULSE OXIMETER	2/09/17	678	0	0
8309	MANNEQUIN	3/09/17	731	0	0
8310	TABLET	5/04/17	270	0	0
8311	AUTOMATIC COMPRESSION DEVICES	6/01/17	15,532	0	0
8312	Invalid Coach 132-3	1/31/18	47,945	6,849	0
8313	equipment	9/01/17	2,289	0	0
8314	Laptops, etc	5/31/18	14,412	0	0
8315	Counter/Shelf	9/15/17	396	56	0
8316	computer equip	3/15/18	4,316	0	0
8317	refrigeratorFrk. PK	5/03/18	424	28	0
8318	Postage Machine	5/03/18	3,591	239	0
8319	CPR Device /HSchein	6/01/18	9,068	756	0
8320	computer equip	6/30/18	652	0	0
8321	Color Printer	6/30/18	583	0	0
8322	Radio Install Unit 132-3	8/09/18	262	31	0
8323	New Flooring	5/02/19	1,340	268	0
8324	10 Binder Lifts/Bags	8/09/18	7,078	0	0
8325	21 Survival Armor	3/21/19	13,965	0	0
8326	Furniture Deposit	6/30/19	20	4	0
8327	FP Counter Top	3/21/19	1,348	193	0
8328	Clothes Dryer/Frk. Park	3/07/19	529	105	0
8329	FP Furnace	3/07/19	2,385	341	0
8330	Replace #134 Chassi	1/31/20	138,067	19,724	0
8331	Furniture	8/16/19	5,092	727	0
8332	11 Radios	10/01/19	9,872	1,411	0
8333	Projector/ Screen Etc	4/01/20	5,423	775	0
8334	LED Lighting	3/01/20	12,970	649	0
8335	Heart Monitors	1/15/20	290,150	41,450	0
8336	Stretchers	1/15/20	38,375	5,483	0
8337	Recliner Wexford	7/15/20	1,035	148	0

Future Depreciation Report

sales

FYE: 12/31/23

Asset	Description	Date In Service	Cost	Tax	AMT
8338	Recline Wexford	7/15/20	1,035	148	0
8339	vehicle Cameras (10)	10/15/20	9,150	2,287	0
8340	Telecomm Equipment	8/31/21	7,375	2,459	0
8341	Lefcon Computer Equipment	10/12/21	12,222	4,074	0
8342	Laptop Model 1015	12/18/21	1,088	362	0
8343	Washing Machine	1/31/21	709	102	0
8344	Emergency Equipmen	8/15/22	17,971	2,567	0
8345	Furn & Equip	1/15/22	5,486	783	0
8346	Furn & Equip	2/15/22	5,868	839	0
8347	Furn & Equip	3/15/22	3,978	568	0
8348	Furn & Equip	4/15/22	14,054	2,008	0
8349	Furn & Equipm	5/15/22	15,100	2,157	0
8350	Furn & Equip	6/15/22	9,712	1,388	0
8351	Computer Equip	4/15/22	2,794	559	0
8352	Computer Equip	5/15/22	6,681	1,336	0
8353	Computer Equip	6/15/22	5,577	1,115	0
8354	Computer Equip	7/15/22	14,622	2,925	0
8355	Computer Equip	8/15/22	2,930	586	0
8356	Operation Ctr.	7/15/22	3,932	562	0
8357	Ambulance	8/15/22	276,171	39,453	0
8358	Bldg. McCandless	4/15/22	1,140	57	0
8359	Blg. McCandless	7/15/22	1,875	94	0
8360	Bldg. McCandless	8/15/22	8,219	411	0
8361	Leasehold Imp. FP	3/15/22	2,778	139	0
8362	Leasehold Imp. FP	4/15/22	5,174	259	0
8363	Leasehold Imp. FP	7/15/22	2,792	139	0
8364	VOIP Implement	8/15/22	3,205	320	0
8365	Furnace/AC	9/15/22	8,890	592	0
8366	6 Radios	10/15/22	20,417	4,083	0
8367	2015 Explorer SUV	10/15/22	1,400	466	0
8368	Roof	11/30/22	82,263	2,057	0
8369	AED's (5)	11/30/22	7,941	1,134	0
8370	Stryker Equip	11/25/22	19,885	2,840	0
8371	Stryker MOnitor	12/20/22	34,520	4,931	0
8372	Stryker MOnitor	12/20/22	34,520	4,931	0
8373	stryker Monitor	12/20/22	34,520	4,931	0
8374	Ambuman Mannequin	12/14/22	11,482	1,640	0
Total Other Depreciation			<u>3,826,916</u>	<u>228,952</u>	<u>334</u>
Total ACRS and Other Depreciation			<u><u>3,826,916</u></u>	<u><u>228,952</u></u>	<u><u>334</u></u>
Listed Property:					
1247	MED. EQUIP. PHYSIO CONT	4/12/01	<u>11,734</u>	<u>0</u>	<u>0</u>
			<u><u>11,734</u></u>	<u><u>0</u></u>	<u><u>0</u></u>
Grand Totals			<u><u>3,838,650</u></u>	<u><u>228,952</u></u>	<u><u>334</u></u>

Future Depreciation Report

sales

FYE: 12/31/23

Asset	Description	Date In Service	Cost	State	AMT
<u>Other Depreciation:</u>					
1	COMPUTER ACCESSORIES	12/23/99	0	0	0
619	DOOR	8/05/99	0	0	0
1164	PROTECTIVE COATS	6/09/89	0	0	0
1166	PROTECTIVE HELMETS	7/21/89	0	0	0
1169	METAL LOCKERS	2/02/90	0	0	0
1186	REEVES STRETCHER	3/02/90	0	0	0
1187	REEVES STRETCHER	3/02/90	0	0	0
1188	REEVES STRETCHER	3/16/90	0	0	0
1189	REEVES STRETCHER	3/16/90	0	0	0
1195	SCOOP STRETCHER	3/30/90	0	0	0
1198	HELMETS	8/31/90	0	0	0
1199	BACKBOARDS	8/31/90	0	0	0
1202	Vehicle Jack	12/18/91	0	0	0
1206	head immobilizer	4/29/97	0	0	0
1207	ferno. vacuum.	4/29/97	0	0	0
1214	turnout gear	9/04/97	0	0	0
1216	bunker pants	10/01/97	0	0	0
1231	1 MOBILE RADIO	4/15/99	0	0	0
1234	3 LIFE PACK MONITORS	5/31/99	0	0	0
1237	COMMUNICATION EQUIP.	7/08/99	0	0	0
1240	RADIOS	11/10/99	0	0	0
1250	Q'STRAIT SYSTEM	3/01/01	0	0	0
1252	physio control	6/30/01	0	0	0
1259	dryer	6/30/01	0	0	0
2012	2 SHOWER DOORS	10/01/79	0	0	0
2017	BUILDING SIGN	7/01/80	0	0	0
2022	RANGE HOOD	3/01/82	0	0	0
2045	ELECTRONIC IBM TYPEWRITER	4/17/87	0	0	0
2079	PRINTER STAND	11/23/90	0	0	0
2083	DISHWASHER	1/31/91	0	0	0
2088	KITCHEN TABLE & CHAIRS FP	2/28/91	0	0	0
2092	GENERATOR--FP	3/31/91	0	0	0
2093	WINDOW BLINDS--MCCAND.	3/31/91	0	0	0
2095	AMPLIFIER--FP	3/31/91	0	0	0
2096	VACUUM SWEEPER--FP	3/31/91	0	0	0
2097	BEDS--FP	4/30/91	0	0	0
2100	BEDS-- MCCANDLESS	4/30/91	0	0	0
2102	WINDOW BLINDS--MCCANDLESS	6/30/91	0	0	0
2106	Cabinet FP	8/20/91	0	0	0
2107	Shelving FP	7/26/91	0	0	0
2148	sweeper	11/30/96	0	0	0
2152	chairs	6/25/98	0	0	0
2155	DRAPES	10/31/98	0	0	0
2180	OFFICE EQUIP.	2/17/00	0	0	0
2182	WASHER	3/02/00	0	0	0
2191	IKON OFFICE EQUIP.	6/21/01	0	0	0
2193	PHONE SYSTEM F/P	6/21/01	0	0	0
2199	EQUIP. AND FURNITURE	7/06/00	0	0	0
3008	MOBILE RADIOS	7/07/89	0	0	0
3009	PORTABLE RADIOS (3)	7/07/89	0	0	0
3015	MOBILE RADIO	8/17/90	0	0	0
3017	MOBILE RADIOS	7/02/91	0	0	0
3018	PORTABLE RADIO	7/03/91	0	0	0
3019	SUCTION	7/29/92	0	0	0
3020	MISCELLANEOUS EQUIPMENT	6/30/93	0	0	0
3021	REEVES	7/01/92	0	0	0
3022	BACKBOARDS	7/01/92	0	0	0
3023	6 IMMOBILIZERS	7/01/92	0	0	0
3024	SCOOP	7/01/92	0	0	0
3028	4 KEDS	7/01/92	0	0	0
3029	2 IMMOBILIZERS	6/30/93	0	0	0
3031	3 FIRE HELMETS	3/04/94	0	0	0
3032	5 BINOCULARS	2/16/94	0	0	0
3034	KED BOARD	2/17/94	0	0	0
3035	5 HEAD IMMOBILIZERS	2/17/94	0	0	0
3040	5 PORTABLE LIGHTS	2/23/94	0	0	0
3041	BACKBOARD	2/20/94	0	0	0
3043	5 RADIOS	6/30/94	0	0	0

Future Depreciation Report

sales

FYE: 12/31/23

Asset	Description	Date In Service	Cost	State	AMT
3149	5 MOBILE RADIO-GRANT MON.	4/15/99	0	0	0
3150	PORTABLES	5/15/99	0	0	0
3155	STRETCHER	7/06/00	0	0	0
6001	BUILDING	10/01/79	0	0	0
6002	KITCHEN	7/01/80	0	0	0
6003	DONATED SLIDING DOORS	1/01/81	0	0	0
6004	MECHANICS ROOM	3/01/81	0	0	0
6006	ALUMINUM FLAG POLE	6/12/87	0	0	0
6008	CEILING TILE	10/02/90	0	0	0
6009	Cap. Lease FP Station	6/30/91	0	0	0
6010	L. I. FP Station	6/30/91	0	0	0
6011	PARKING LOT	6/30/93	0	0	0
6012	FURNACE	11/30/94	0	0	0
6013	ROOF	6/30/95	0	0	0
6014	garage door	8/06/96	0	0	0
6015	architect	6/30/97	0	0	0
6016	BLDG. ADDITION/RENOVATE	10/15/98	0	0	0
6017	GARAGE DOORS	2/01/99	0	0	0
6021	DOOR	9/16/99	0	0	0
6025	BATHROOM REMODEL	5/07/01	0	0	0
6026	PAINTING AND TILE WORK	5/07/01	0	0	0
8015	Jet Direct Print Server	2/28/02	0	0	0
8016	microwave m/b	2/28/02	0	0	0
8017	dishwasher s/b	2/28/02	0	0	0
8019	mc/visa machine	2/28/02	0	0	0
8021	stove f/p	3/28/02	0	0	0
8023	aed trainer	4/11/02	0	0	0
8025	fireproof cabinet	6/06/02	0	0	0
8026	file cabinet	6/06/02	0	0	0
8027	ten chairs	6/20/02	0	0	0
8028	two stretchers	6/20/02	0	0	0
8029	pulse ox with caSE	6/20/02	0	0	0
8030	BRASS REGULATORS	6/20/02	0	0	0
8031	FIVE REEVES STRETCHERS	6/20/02	0	0	0
8032	SIX HEAD IMMOBILERS	6/20/02	0	0	0
8033	FOUR SETS PADDED BOARD SPLINTS	6/20/02	0	0	0
8034	SIX SETS SPIDER STRAPS	6/20/02	0	0	0
8036	6TH USER FOR AIM	6/20/02	0	0	0
8037	FOLDING BACK BOARD	6/30/02	0	0	0
8038	STRETCHER	6/30/02	0	0	0
8039	FIVE DIAL FLOW METER	6/30/02	0	0	0
8040	PADDED BOARD SPLINT	6/30/02	0	0	0
8041	TWO RESTRAINT SYSTEMS	6/30/02	0	0	0
8044	medical equip.	6/30/02	0	0	0
8048	radios & install 131	11/14/01	0	0	0
8049	radio & install 135	11/14/01	0	0	0
8052	KITCHEN REMODLE	9/26/02	8,926	0	0
8053	HON OFFICE FURNITURE	10/01/02	6,466	0	0
8054	PANIC DOOR	10/01/02	1,950	0	0
8058	GAS RANGE MAIN BASE	2/01/03	408	0	0
8059	3 first responder bags	4/21/03	334	0	0
8060	5 GATOR CASES	4/21/03	888	0	0
8061	4 IV POLES	5/02/03	694	0	0
8062	5 THERMOSCAN	4/26/03	702	0	0
8063	1 STRETCHER	6/30/03	2,622	0	0
8064	4 PORTABLE NITROS OX. SYST./REDUCED	6/30/03	3,450	0	0
8068	A/C UNIT FRANKLIN PARK	5/31/04	0	0	0
8073	KEYBOARD STAND	5/01/04	0	0	0
8074	DISHWASHER	11/01/03	0	0	0
8075	5 wheelchairs	6/30/04	0	0	0
8076	RADIOS	6/30/04	0	0	0
8077	RADIO 134 /INSTALLATION	9/15/03	0	0	0
8078	RADIOS PGH COMMUNICATION	4/01/04	0	0	0
8079	Splint Sets	6/30/04	0	0	0
8085	1 bi-PHASIC FIELD UPGRADFE	9/09/04	0	0	0
8086	1 BI-PHASIC FIELD UPGRADE	9/09/04	0	0	0
8087	1 BI-PHASIC FIELD UPGRADE	9/09/04	0	0	0
8088	1 ADULT MANIKIN	10/07/04	0	0	0
8089	Hutch, tack board, light (Justin)	12/02/04	0	0	0
8090	AED & ACCESSORIES	8/12/04	0	0	0
8091	AED & ACCESSORIES	8/12/04	0	0	0
8092	AED & ACCESSORIES	8/12/04	0	0	0

Future Depreciation Report

sales

FYE: 12/31/23

Asset	Description	Date In Service	Cost	State	AMT
8093	AED TRAINING	9/01/04	0	0	0
8094	FOCS ADULT INTUBATION KIT	5/01/05	0	0	0
8095	FOCS ADULT INTUBATION KIT	5/05/05	0	0	0
8096	FOCS ADULT INTUBATION KIT	5/05/05	0	0	0
8097	FOCS ADULT INTUBATION KIT	5/05/05	0	0	0
8098	FOCS ADULT INTUBATION KIT	5/05/05	0	0	0
8099	5 FOCS Fiberoptic Pediatric Intubation Kit	5/05/05	2,414	0	0
8100	5 s-Scort2 Portable Suction Units	5/19/05	2,616	0	0
8101	5 lsp Pediatric Board with Case	6/15/05	1,369	0	0
8102	Software upgrades	4/21/05	0	0	0
8103	Server	4/21/05	0	0	0
8104	memory upgrades	4/21/05	615	0	0
8105	memory upgrades	4/21/05	454	0	0
8106	back up software for server	4/21/05	505	0	0
8107	cost to install upgrades	4/21/05	2,097	0	0
8108	server cabinet	6/02/05	1,277	0	0
8110	Costs of server set up	6/16/05	3,450	0	0
8112	server port switch	6/02/05	119	0	0
8113	land improve	7/15/80	0	0	0
8117	radio for #137	7/20/05	0	0	0
8118	Gas Range	7/04/05	0	0	0
8119	Washing Machine	7/04/05	0	0	0
8120	Dryer	7/04/05	0	0	0
8121	LP 12 Holder	9/09/05	0	0	0
8122	8 File cabinets	11/18/05	0	0	0
8123	2 Fire Proof cabinets	11/18/05	0	0	0
8124	Chairs (2)	11/18/05	0	0	0
8125	4 Highback chairs	12/23/05	0	0	0
8126	26 Protective Gear (Net of Grant)	2/06/06	0	0	0
8127	3 Protective Gear	4/25/06	0	0	0
8128	Antivirus Software	2/09/06	0	0	0
8130	1 Latitude	5/05/06	0	0	0
8131	Workstation	6/08/06	0	0	0
8133	LP12 Monitor/Defibrillator	9/29/05	0	0	0
8134	LP 12 Batteries	8/11/05	0	0	0
8135	Protective Gear	2/06/06	0	0	0
8136	5 Portable Radios	2/15/06	0	0	0
8137	Nitronox Delivery System	1/19/06	0	0	0
8138	5 Full Body Mattresses	1/20/06	0	0	0
8139	1 LSP Auto Vent	1/20/06	0	0	0
8140	Traffic Safety Cones	1/20/06	0	0	0
8141	EP 506 Spider Straps	1/20/06	0	0	0
8142	Pro-Lite Backboards	1/27/06	0	0	0
8143	5 Head immobilizers	2/13/06	0	0	0
8144	Computer equip.	6/15/06	0	0	0
8145	Grant Received	1/01/06	0	0	0
8148	Hanging Heater	10/02/06	1,500	0	0
8149	8 Portable Radios	11/13/06	5,874	0	0
8150	5 manakin	11/29/06	1,113	0	0
8151	2 AED Trainers	12/27/06	428	0	0
8153	Garage Door Openers	2/23/07	4,870	0	0
8154	Postage meter	6/28/07	3,431	0	0
8155	CMC Water Reque Bag Set	12/27/06	295	0	0
8156	10 Head Immobilizer	12/27/06	620	0	0
8157	precision flowmeter	12/27/06	210	0	0
8158	O2 Regulator	12/27/06	785	0	0
8159	computer equipm	12/27/06	6,625	0	0
8161	Fire Quip. Suit	4/20/07	1,023	0	0
8162	Grant Recieved	12/27/06	-6,295	0	0
8167	3 Wheelchairs	9/20/07	0	0	0
8168	Extra Wide wheelchair	9/20/07	0	0	0
8169	10 io Needles	3/20/08	0	0	0
8170	2 Stryker Stretchers	3/20/08	0	0	0
8171	5 Pulse OX's with Case	5/01/08	0	0	0
8172	4 Stryker Floor Mount Kits	5/15/08	0	0	0
8173	1 AED	5/29/08	0	0	0
8174	Laser Jet Printer	6/26/08	0	0	0
8175	1 Stryker Stretcher	4/03/08	0	0	0
8176	2 CPAP Units	1/10/08	0	0	0
8177	2 Stryker Stretchers	1/24/08	0	0	0
8178	io Drills and Cases	1/24/08	0	0	0
8179	EMSOF Grant Received	1/15/08	0	0	0

Future Depreciation Report

sales

FYE: 12/31/23

Asset	Description	Date In Service	Cost	State	AMT
8181	Network Switching System	6/30/08	2,170	0	0
8182	Internet Firewall System	6/30/08	3,265	0	0
8188	SOFTWARE	10/30/08	1,640	0	0
8189	2 POWER ADAPTORS FOR LP	12/11/08	1,596	0	0
8190	HP LASER JET PRINTERS	3/19/09	740	0	0
8191	GENERATOR	5/14/09	38,669	0	0
8192	GPS SYSTEMS	5/14/09	795	0	0
8193	EXHAUST SYSTEM	5/14/09	27,085	0	0
8194	PHONE SYSTEM	4/30/09	9,300	0	0
8195	BASE RADIO	6/25/09	4,452	0	0
8196	TAPE BACK UP	6/25/09	810	0	0
8197	Medical Supplies	1/08/09	4,148	0	0
8198	GPS SYSTEMS	2/19/09	1,985	0	0
8199	RESCUE UNIFORM	3/19/09	965	0	0
8200	KODE VESTS	5/14/09	271	0	0
8201	GRANT RECEIVED	6/30/09	-3,781	0	0
8202	RADIO-NEW VEHICLES	6/30/09	1,717	0	0
8204	Chevrons for 136	11/25/09	0	0	0
8205	5 traction splints	1/07/10	0	0	0
8206	2 long back boards	1/07/10	0	0	0
8207	6 Head Immobilizers	1/07/10	0	0	0
8208	5 amb. cots	1/07/10	0	0	0
8209	5 Restraint straps	1/07/10	0	0	0
8210	5 short boards	1/07/10	0	0	0
8211	5 large patient, movers	1/07/10	0	0	0
8212	1 Stair Chair	1/21/10	0	0	0
8214	Radio for 138	10/15/09	0	0	0
8215	Radio for 132-4	10/15/09	0	0	0
8216	Ambulance #136	11/25/09	0	0	0
8217	Radio for 136	12/23/09	0	0	0
8218	Ambulance #137	6/10/10	0	0	0
8219	Radio for #137	6/30/10	0	0	0
8220	Refrigerator (McCandless)	3/04/10	0	0	0
8221	3 Mobile Radios for WCV	3/04/10	0	0	0
8222	Grant Received	6/30/10	-4,173	0	0
8223	land	10/01/79	0	0	0
8224	PARKING LOT PAVING	9/15/10	13,000	334	334
8225	2 DUAL VISION CAMERAS	2/03/11	1,498	0	0
8226	2 VENTILLATORS/CASES	3/03/11	10,070	0	0
8227	8 DUAL VISION CAMERAS	2/03/11	5,958	0	0
8228	AED & CASE	3/01/11	1,127	0	0
8230	Grant Money Received	4/30/11	-4,424	0	0
8231	5 Computers	2/16/12	6,149	0	0
8232	5 Lap Tops	3/01/12	4,431	0	0
8233	Computer Equip	6/21/12	6,523	0	0
8234	3 Pulse OX's	4/12/12	10,781	0	0
8235	6 computers	3/01/12	6,090	0	0
8236	Laptop	3/01/12	775	0	0
8237	Mouting Bracket	6/21/12	1,295	0	0
8238	sonic walls & Install	6/30/12	3,268	0	0
8239	Filter Packs	6/30/12	2,088	0	0
8240	Carpet	6/30/12	4,248	0	0
8241	computer equip	6/30/12	1,331	0	0
8242	compuer Equip. (Grant Purchase)	6/30/12	1,969	0	0
8243	Computer Equip. (Staples)	6/30/12	1,359	0	0
8244	NetGear & Installation	6/30/12	394	0	0
8246	Furniture For SubBase	6/30/12	1,144	0	0
8247	EMSI GRANT	6/30/12	-4,997	0	0
8248	1 CO Oximiter	2/15/13	3,846	0	0
8249	5 Computers	3/01/13	5,108	0	0
8250	Office WALL	5/25/13	3,108	156	0
8251	CARPET	6/30/13	7,988	400	0
8252	MOBILE/BASE RADIOS	1/20/13	2,916	0	0
8253	132.2 RADIO	6/30/13	247	0	0
8254	1 CO Oximiter	2/15/13	3,845	0	0
8255	4 WHEELCHAIRS	4/01/13	1,132	0	0
8257	LAP TOP	3/15/13	871	0	0
8258	COPIER	5/09/13	4,799	0	0
8259	TELEPHONE WIRING	6/10/13	1,527	64	0
8260	SERVER	6/30/13	15,412	0	0
8261	Grant Money	6/30/13	-3,254	0	0
8262	2 couches	5/15/13	1,688	0	0

Future Depreciation Report

sales

FYE: 12/31/23

Asset	Description	Date In Service	Cost	State	AMT
8263	countertops & shelves	6/30/13	2,549	127	0
8264	computer hardware	6/30/13	2,751	0	0
8265	Toyota 132-1	6/17/14	0	0	0
8267	radio for #134	8/29/13	337	0	0
8268	Telephone Wiring Main Build	8/29/13	1,212	81	0
8269	Carpet	9/12/13	1,400	93	0
8270	Building/Improve	6/19/14	890	60	0
8271	Computer	8/15/13	1,512	0	0
8272	computer	11/15/13	10,531	0	0
8273	file cabinets	9/26/13	1,059	0	0
8274	Server Room A/C	1/16/14	5,995	0	0
8275	computer	9/26/13	1,046	0	0
8276	computer	10/31/13	1,249	0	0
8277	computer	12/31/13	1,485	0	0
8278	computer	2/13/14	1,046	0	0
8279	3 wireless modems	5/12/14	3,950	0	0
8280	2 fax/printers	6/20/14	2,590	0	0
8281	EMSI Grant	6/30/14	-1,975	0	0
8282	Unit 139	8/31/14	0	0	0
8283	Unit 132	7/31/14	0	0	0
8284	Unit 135	8/31/14	0	0	0
8285	ice Machine	7/31/14	0	0	0
8286	water fountain	9/11/14	0	0	0
8287	TV	12/31/14	0	0	0
8288	emergency equip NeT EMSI	2/28/15	0	0	0
8289	6 Cradle Points	3/24/16	0	0	0
8290	6 Laryngoscopes	4/21/16	0	0	0
8291	computers & monitors	11/05/15	0	0	0
8292	7 microsoft tablets, etc	12/15/15	0	0	0
8295	recliners	7/30/15	774	77	0
8296	Television	7/30/15	0	0	0
8297	WC Van 132-5	9/15/16	45,971	4,378	0
8298	Rechassied 137	10/15/16	119,968	12,854	0
8299	rechassied 136	6/20/17	123,643	17,663	0
8300	RADIO FOR 132-5	9/15/16	450	0	0
8301	PRINTER/SCANNER/FAX	12/15/16	1,295	0	0
8302	TELEPHONES FOR 133	12/15/16	0	0	0
8303	RADIO FOR 133	12/29/16	890	0	0
8304	COMPUTER SET UP 133	11/30/16	6,199	0	0
8305	COMPUTER SET UP FOR 133	3/15/17	2,918	0	0
8306	2 DISHWASHERS	10/06/16	812	0	0
8307	6 MATTRESSES	12/29/16	2,040	0	0
8308	DIGITAL PULSE OXIMETER	2/09/17	678	0	0
8309	MANNEQUIN	3/09/17	731	0	0
8310	TABLET	5/04/17	270	0	0
8311	AUTOMATIC COMPRESSION DEVICES	6/01/17	15,532	0	0
8312	Invalid Coach 132-3	1/31/18	47,945	6,849	0
8313	equipment	9/01/17	2,289	0	0
8314	Laptops, etc	5/31/18	14,412	0	0
8315	Counter/Shelf	9/15/17	396	56	0
8316	computer equip	3/15/18	4,316	0	0
8317	refrigeratorFrk. PK	5/03/18	424	28	0
8318	Postage Machine	5/03/18	3,591	239	0
8319	CPR Device /HSchein	6/01/18	9,068	756	0
8320	computer equip	6/30/18	652	0	0
8321	Color Printer	6/30/18	583	0	0
8322	Radio Install Unit 132-3	8/09/18	262	31	0
8323	New Flooring	5/02/19	1,340	268	0
8324	10 Binder Lifts/Bags	8/09/18	7,078	0	0
8325	21 Survival Armor	3/21/19	13,965	0	0
8326	Furniture Deposit	6/30/19	20	4	0
8327	FP Counter Top	3/21/19	1,348	193	0
8328	Clothes Dryer/Frk. Park	3/07/19	529	105	0
8329	FP Furnace	3/07/19	2,385	341	0
8330	Replace #134 Chassi	1/31/20	138,067	19,724	0
8331	Furniture	8/16/19	5,092	727	0
8332	11 Radios	10/01/19	9,872	1,411	0
8333	Projector/ Screen Etc	4/01/20	5,423	775	0
8334	LED Lighting	3/01/20	12,970	649	0
8335	Heart Monitors	1/15/20	290,150	41,450	0
8336	Stretchers	1/15/20	38,375	5,483	0
8337	Recliner Wexford	7/15/20	1,035	148	0

Future Depreciation Report

sales

FYE: 12/31/23

Asset	Description	Date In Service	Cost	State	AMT
8338	Recline Wexford	7/15/20	1,035	148	0
8339	vehicle Cameras (10)	10/15/20	9,150	2,287	0
8340	Telecomm Equipment	8/31/21	7,375	2,459	0
8341	Lefcon Computer Equipment	10/12/21	12,222	4,074	0
8342	Laptop Model 1015	12/18/21	1,088	362	0
8343	Washing Machine	1/31/21	709	102	0
8344	Emergency Equipmen	8/15/22	17,971	2,567	0
8345	Furn & Equip	1/15/22	5,486	783	0
8346	Furn & Equip	2/15/22	5,868	839	0
8347	Furn & Equip	3/15/22	3,978	568	0
8348	Furn & Equip	4/15/22	14,054	2,008	0
8349	Furn & Equipm	5/15/22	15,100	2,157	0
8350	Furn & Equip	6/15/22	9,712	1,388	0
8351	Computer Equip	4/15/22	2,794	559	0
8352	Computer Equip	5/15/22	6,681	1,336	0
8353	Computer Equip	6/15/22	5,577	1,115	0
8354	Computer Equip	7/15/22	14,622	2,925	0
8355	Computer Equip	8/15/22	2,930	586	0
8356	Operation Ctr.	7/15/22	3,932	562	0
8357	Ambulance	8/15/22	276,171	39,453	0
8358	Bldg. McCandless	4/15/22	1,140	57	0
8359	Blg. McCandless	7/15/22	1,875	94	0
8360	Bldg. McCandless	8/15/22	8,219	411	0
8361	Leasehold Imp. FP	3/15/22	2,778	139	0
8362	Leasehold Imp. FP	4/15/22	5,174	259	0
8363	Leasehold Imp. FP	7/15/22	2,792	139	0
8364	VOIP Implement	8/15/22	3,205	320	0
8365	Furnace/AC	9/15/22	8,890	592	0
8366	6 Radios	10/15/22	20,417	4,083	0
8367	2015 Explorer SUV	10/15/22	1,400	466	0
8368	Roof	11/30/22	82,263	2,057	0
8369	AED's (5)	11/30/22	7,941	1,134	0
8370	Stryker Equip	11/25/22	19,885	2,840	0
8371	Stryker MOnitor	12/20/22	34,520	4,931	0
8372	Stryker MOnitor	12/20/22	34,520	4,931	0
8373	stryker Monitor	12/20/22	34,520	4,931	0
8374	Ambuman Mannequin	12/14/22	11,482	1,640	0
Total Other Depreciation			<u>1,945,660</u>	<u>210,826</u>	<u>334</u>
Total ACRS and Other Depreciation			<u>1,945,660</u>	<u>210,826</u>	<u>334</u>
Listed Property:					
1247	MED. EQUIP. PHYSIO CONT	4/12/01	<u>0</u>	<u>0</u>	<u>0</u>
			<u>0</u>	<u>0</u>	<u>0</u>
Grand Totals			<u>1,945,660</u>	<u>210,826</u>	<u>334</u>

Form **990****Event Income and Deduction Worksheet****2022**Description **SALES**

Name

MCCANDLESS FRANKLIN PARK AMBULANCE

Taxpayer Identification Number

25-1314326

Use this worksheet to verify data entered for a specific activity on your form 990/990EZ

Income & Expense Summary:

1. Gross receipts or sales	1.	
2. Advertising income	2.	
3. Circulation income	3.	
4. Other income	4.	
5. Returns and allowances	5.	
6. Contributions received	6.	
7. Total revenue. Add lines 1 through 6	7.	
8. Cost of Goods Sold	8.	
9. Employment Expense	9.	
10. Fees for services	10.	
11. Indirect Expense	11.	
12. Depreciation Expense	12.	196,549
13. Exempt Activity Expense	13.	
14. Fundraising Expense	14.	
15. Total expenses. Add lines 8 through 14	15.	196,549
16. Net Income/Loss. Line 7 minus Line 15	16.	-196,549

Expense Details - Cost of Goods Sold:

Beginning inventory	
Purchases	
Labor	
Section 263A costs	
Other costs	
Ending inventory	
Total Cost of Goods Sold	

Expense Details - Employment Expense:

Compensation of officers	
Other salaries and wages	
Pension plan contributions	
Other employee benefits	
Payroll taxes	
Total Employment Expense	

Expense Details - Fees for Services:

Management	
Legal	
Accounting	
Lobbying	
Professional fundraising	
Investment management	
Other	
Total Fees for Services	

Information is indicated for use on Form 990-T, Schedule A:Schedule A, UBIT Activity Code **621910** Seq # **1**

- ☐ Part V, Debt Financing
☐ Part VI, Controlled Org Income
☐ Part VII, Investments for C(7)(9)(17)
☒ Part VIII, Exploited Activities
☐ Part IX, Advertising Income

Expense Details - Indirect Expense:

Advertising and promotion	
Office	
Printing/publication/postage	
Info technology/Maintenance	
Royalties & License Fees	
Occupancy/Real Estate Taxes	
Travel & Repairs	
Travel/entertainment (officials)	
Conferences/meetings	
Interest	
Insurance	
Total Indirect Expense	

Expense Details - Depreciation Expense:

On investment property	
On non-investment property	196,549
Amortization	
Depletion	
Total Depreciation Expense	196,549

Expense Details - Exempt Activity Expense:

Repairs and Maintenance	
Bad debts	
Taxes/licenses	
Charitable contributions	
Dividend recd deductions	
Readership costs	
Other expenses	
Total Exempt Activity Expense	

Expense Details - Fundraising Expense:

Cash prizes	
Non-cash prizes	
Rent and facility costs	
Food & beverages (Part II only)	
Entertainment (Part II only)	
Other direct expenses	
Total Fundraising Expense	

Allocation of Expense to Program Service Accomplishments:

First	
Second	
Third	
All other	196,549

Form 990	Two Year Comparison Report	2021 & 2022
For calendar year 2022, or tax year beginning _____, ending _____		

Name MCCANDLESS FRANKLIN PARK AMBULANCE AUTHORITY	Taxpayer Identification Number 25-1314326
---	---

			2021	2022	Differences
Revenue	1. Contributions, gifts, grants	1.	113,478	145,985	32,507
	2. Membership dues and assessments	2.			
	3. Government contributions and grants	3.	634,059	167,705	-466,354
	4. Program service revenue	4.	2,364,205	2,861,372	497,167
	5. Investment income	5.	40,116	20,723	-19,393
	6. Proceeds from tax exempt bonds	6.			
	7. Net gain or (loss) from sale of assets other than inventory	7.	-10,152	864	11,016
	8. Net income or (loss) from fundraising events	8.			
	9. Net income or (loss) from gaming	9.			
	10. Net gain or (loss) on sales of inventory	10.			
	11. Other revenue	11.			
	12. Total revenue. Add lines 1 through 11	12.	3,141,706	3,196,649	54,943
Expenses	13. Grants and similar amounts paid	13.			
	14. Benefits paid to or for members	14.			
	15. Compensation of officers, directors, trustees, etc.	15.			
	16. Salaries, other compensation, and employee benefits	16.	2,068,941	2,070,517	1,576
	17. Professional fundraising fees	17.			
	18. Other professional fees	18.	58,905	87,589	28,684
	19. Occupancy, rent, utilities, and maintenance	19.	28,496	25,368	-3,128
	20. Depreciation and Depletion	20.	194,143	196,549	2,406
	21. Other expenses	21.	517,504	813,333	295,829
	22. Total expenses. Add lines 13 through 21	22.	2,867,989	3,193,356	325,367
	23. Excess or (Deficit). Subtract line 22 from line 12	23.	273,717	3,293	-270,424
Other Information	24. Total exempt revenue	24.	3,141,706	3,196,649	54,943
	25. Total unrelated revenue	25.			
	26. Total excludable revenue	26.	2,394,169	2,882,959	488,790
	27. Total assets	27.	3,375,118	3,278,431	-96,687
	28. Total liabilities	28.	903,607	914,561	10,954
	29. Retained earnings	29.	2,471,511	2,363,870	-107,641
	30. Number of voting members of governing body	30.	7	7	
	31. Number of independent voting members of governing body	31.	7	7	
	32. Number of employees	32.	45	48	
	33. Number of volunteers	33.	5	5	

Form 990T	Two Year Comparison Report For calendar year 2022, or tax year beginning _____, ending _____	2021 & 2022
------------------	--	------------------------

Name MCCANDLESS FRANKLIN PARK AMBULANCE AUTHORITY	Taxpayer Identification Number 25-1314326
---	---

		2021	2022	Differences
Business Taxable Income	1. Number of unrelated business activities for this return	1	1	
	2. Unrelated business taxable income from all trades			
	3. Charitable contributions			
	4. Section 199A deduction (trusts only)			
	5. Taxable income before NOL loss			
	6. Net operating loss (pre-2018)			
	7. Specific deduction		1,000	1,000
	8. Unrelated business taxable income.			
Tax & Credits	9. Income tax (corporate or trust)			
	10. Proxy tax			
	11. Other taxes			
	12. Total taxes			
	13. Other credits			
	14. General business credit			
	15. Credit for prior year minimum tax			
	16. Total credits			
	17. Net tax after credits			
	18. Recapture taxes and 965 tax			
	19. Total Taxes			
Due/Refund	20. Prior year overpayment and estimated tax payments			
	21. Payment made with extension			
	22. Backup withholding and foreign withholding			
	23. Other payments			
	24. Total payments			
	25. Balance due/(Overpayment)			
	26. Overpayment applied to next year			
	27. Penalties			
	28. Total due/(Refund)			
	29. Activity Losses NOL (Post-2017)	-194,143	-196,549	-2,406

For calendar year 2022, or tax year beginning

, ending

Organization Name

MCCANDLESS FRANKLIN PARK AMBULANCE

Taxpayer Identification Number

25-1314326Activity: **UNRELATED BUSINESS ACTIVITY**Unincorporated Business Income Tax Code: **621910**

		2021	2022	Differences
Revenue	1. Gross profit/loss on business activities	1.		
	2. Capital gains/losses	2.		
	3. Income/loss from partnerships and S corporations	3.		
	4. Rental income (net of expense)	4.		
	5. Unrelated debt-financed income (net of expense)	5.		
	6. Interest, and other income from controlled organizations (net of expense)	6.		
	7. Investment income of specific organizations (net of expense)	7.		
	8. Exploited exempt activity income (net of expense)	8.	-194,143	-196,549
	9. Advertising income (net of expense)	9.		
	10. Other income	10.		
	11. Total trade or business income. Combine lines 1 through 10	11.	-194,143	-196,549
Expenses	12. Compensation of officers, directors, and trustees	12.		
	13. Other salaries and wages	13.		
	14. Repairs and maintenance	14.		
	15. Bad debts	15.		
	16. Interest	16.		
	17. Taxes and licenses	17.		
	18. Depreciation and Depletion	18.		
	19. Contributions to deferred compensation plans	19.		
	20. Employee benefit programs	20.		
	21. Other deductions	21.		
	22. Total deductions. Add lines 12 through 22	22.		
	23. Taxable income before deductions. Subtract line 23 from 11	23.	-194,143	-196,549
	24. Deductible losses	24.	194,143	194,143
	25. Unrelated business taxable income (loss)	25.	-194,143	-390,692

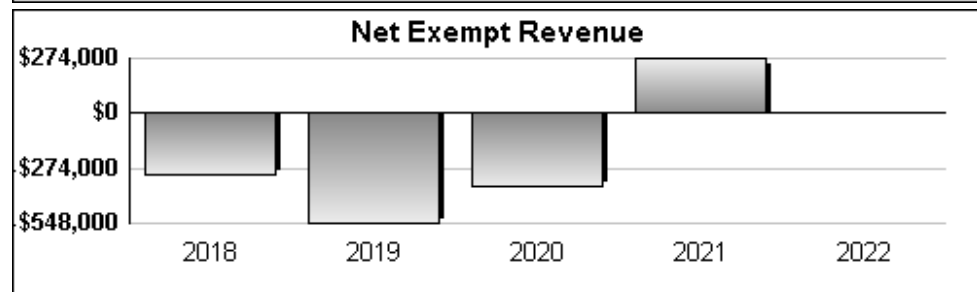
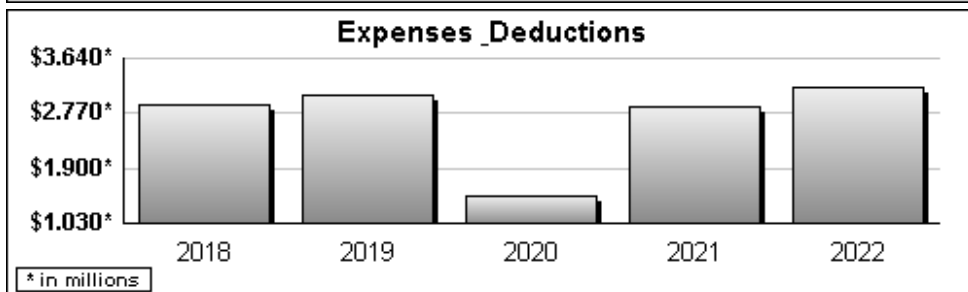
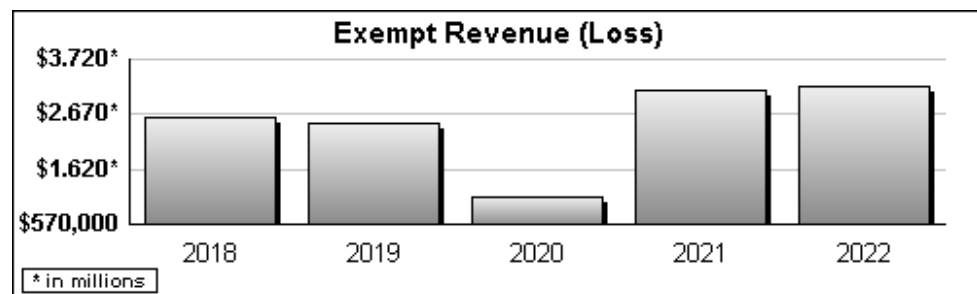
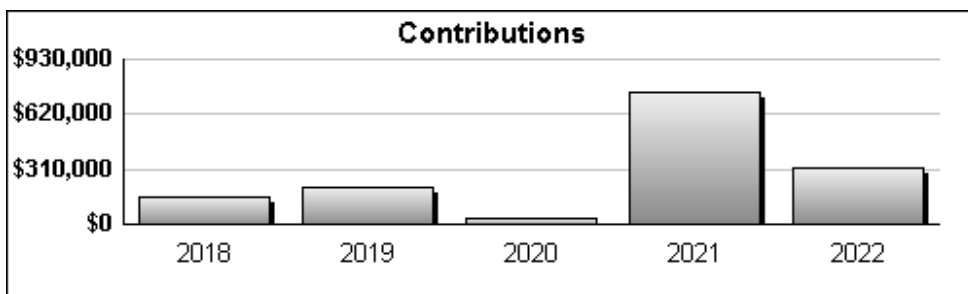
Form 990	Tax Return History	2022
Name MCCANDLESS FRANKLIN PARK AMBULANCE AUTHORITY		Employer Identification Number 25-1314326

	2018	2019	2020	2021	2022	2023
Contributions, gifts, grants	150,986	207,198	31,522	747,537	313,690	
Membership dues						
Program service revenue	2,353,816	2,206,897	1,051,892	2,364,205	2,861,372	
Capital gain or loss		42,273	1,000	-10,152	864	
Investment income	46,082	48,095	16,983	40,116	20,723	
Fundraising revenue (income/loss)						
Gaming revenue (income/loss)						
Other revenue	43,813					
Total revenue	2,594,697	2,504,463	1,101,397	3,141,706	3,196,649	
Grants and similar amounts paid						
Benefits paid to or for members						
Compensation of officers, etc.						
Other compensation	2,216,929	2,321,880	1,029,912	2,068,941	2,070,517	
Professional fees	32,871	63,535	26,979	58,905	87,589	
Occupancy costs	21,384	25,956	6,878	28,496	25,368	
Depreciation and depletion	155,527	192,747	103,138	194,143	196,549	
Other expenses	479,068	449,254	303,552	517,504	813,333	
Total expenses	2,905,779	3,053,372	1,470,459	2,867,989	3,193,356	
Excess or (Deficit)	-311,082	-548,909	-369,062	273,717	3,293	
Total exempt revenue	2,594,697	2,504,463	1,101,397	3,141,706	3,196,649	
Total unrelated revenue	42,448					
Total excludable revenue	2,401,263	2,297,265	1,069,875	2,394,169	2,882,959	
Total Assets	3,396,959	3,688,530	3,497,245	3,375,118	3,278,431	
Total Liabilities	294,755	1,112,583	1,272,113	903,607	914,561	
Net Fund Balances	3,102,204	2,575,947	2,225,132	2,471,511	2,363,870	

Form 990T	Tax Return History	2022
Name MCCANDLESS FRANKLIN PARK AMBULANCE AUTHORITY		Employer Identification Number 25-1314326

* Income shown net of expenses

	2018	2019	2020	2021	2022	2023
Business activity profit/loss						
Capital gains/losses						
Partner and S Corp gain/loss						
Rental income*						
Debt-financed income*						
Controlled organizations income/interest*						
Investment income, specific organizations*						
Exploited exempt activity income*						
Other income	42,448					
Total trade or business income.	42,448					
Compensation of officers, ect.						
Other salaries and wages	32,360					
Repairs and maintenance						
Bad debts						
Interest						
Taxes and licenses	2,880					
Charitable contributions						
Depreciation and Depletion						
Deferred compensation plans						
Employee benefit programs	4,414					



Taxable Interest on Investments

Description						
	Amount	Unrelated Business	Exclusion Code	Postal Code	Acquired after 6/30/75	US Obs (\$ or %)
INTEREST	\$ 20,723					
TOTAL	\$ 20,723					

Federal Statements

Form 990, Part IX, Line 11g - Other Fees for Service (Non-employee)

Description	Total Expenses	Program Service	Management & General	Fund Raising
VARIOUS PROFESSIONAL SERVICES	\$ 79,590	\$ 55,713	\$ 23,877	\$
TOTAL	\$ 79,590	\$ 55,713	\$ 23,877	\$ 0

Form 990, Part IX, Line 24e - All Other Expenses

Description	Total Expenses	Program Service	Management & General	Fund Raising
BUILDING MAINT.	\$ 35,513	\$ 17,756	\$ 17,757	\$
MEDICAL	32,623	32,623		
UNIFORMS	32,250	32,250		
EQUIPMENT MAINTENANCE	23,806	21,425	2,381	
BANK CHARGES	15,168		15,168	
OFFICE SUPPLIES, ETC	14,579	729	13,850	
DISPATCHING	13,500	13,500		
TELEPHONE	9,936	5,962	3,974	
CELLULAR MINUTE	9,295	4,833	4,462	
COMMUNICATIONS	8,235	7,411	824	
MISC.	7,699	4,619	3,080	
CLEANING	7,179	3,589	3,590	
DUES/SUBS	6,973	6,973		
ADVERTISING	2,344	2,344		
COLLECTION EXP.	1,329	1,329		
CONTRIBUTION	200		200	
TOTAL	\$ 220,629	\$ 155,343	\$ 65,286	\$ 0

Schedule A, Part III, Line 2(e)

Description	Amount
NON-SUBSCRIBER FEES-FOR-USE	\$ 2,423,632
EARNED SUBSCRIPTION REVENUE	436,407
MISC. INCOME	1,333
INTEREST	20,723
TOTAL	\$ 2,882,095

Schedule A, Part III, Line 11

Description	Amount
SALES	\$ -196,549
LESS: DEDUCTIONS	-1,000
TOTAL	\$ -197,549